

# 2025-2026

## CATALOGUE







We have been taught by  
**YEARS**  
of adaptability.

**DECADES**  
of consistency.

**A CENTURY**  
of diversity!

**ALL THE SHADES  
OF THE CENTURY**  
are intertwined in us!



# our story

**CHROMOS SVJETLOST** is a Croatian paint and varnish manufacturer from Lužani, established in 1920.

Tradition, lasting high quality, and adaptiveness to market demands. These are the words that capture the essence of our company.

We're proud of our tradition which serves as a proof we've delivered and continue to deliver top-quality products throughout the years and the decades, always adapting to market demands, latest trends and technological advancements.

As a result, our presence at demanding European markets is strengthening. In Croatia, many of our products top the best-product lists in their respective categories.

That is why we've remained **A SHADE BETTER** for all these years!





# where are we

**ALBANIA** [www.chromos-svjetlost.al](http://www.chromos-svjetlost.al)

**BOSNIA AND HERZEGOVINA** [www.chromos-svjetlost.hr](http://www.chromos-svjetlost.hr)

**CROATIA** [www.chromos-svjetlost.hr](http://www.chromos-svjetlost.hr)

**CZECH REPUBLIC** [www.chromos-svjetlost.cz](http://www.chromos-svjetlost.cz)

**GERMANY** [www.chromos-svjetlost.eu](http://www.chromos-svjetlost.eu)

**HUNGARY** [www.chromos.hu](http://www.chromos.hu)

**ITALY** [www.chromos-svjetlost.eu](http://www.chromos-svjetlost.eu)

**KOSOVO** [www.chromos-svjetlost.al](http://www.chromos-svjetlost.al)

**MONTENEGRO** [www.chromos-svjetlost.hr](http://www.chromos-svjetlost.hr)

**NORTHERN MACEDONIA** [www.chromos-svjetlost.eu](http://www.chromos-svjetlost.eu)

**ROMANIA** [www.chromos-svjetlost.ro](http://www.chromos-svjetlost.ro)

**RUSSIA** [www.chromos-svjetlost.ru](http://www.chromos-svjetlost.ru)

**SLOVAKIA** [www.chromos-svjetlost.sk](http://www.chromos-svjetlost.sk)

**SLOVENIA** [www.chromos-svjetlost.si](http://www.chromos-svjetlost.si)

**SERBIA** [www.chromos-svjetlost.hr](http://www.chromos-svjetlost.hr)

**UNITED KINGDOM** [www.chromos-svjetlost.uk](http://www.chromos-svjetlost.uk)





# PRODUCT OVERVIEW

MEANS OF APPLICATION:



- brush



- brush for  
BRAVO INSPIRE



- spraying



- roller



- smoother



- immersion



- sponge



- notched  
trowel

## I. METAL PROTECTION

1.1. ANTI-CORROSION PROTECTION

|  |    |
|--|----|
| KEMOLUX AK metal primer                                  | 12 |
| KEMOLUX universal fast-drying anticorrosive metal primer | 13 |
| KEMODUR S universal fast-drying metal primer             | 14 |
| HARDLUX rust beater                                      | 15 |
| HARDLUX HB metal primer                                  | 15 |

1.2. METAL COATINGS

|   |    |
|---|----|
| KEMOLUX topcoat                         | 16 |
| KEMOLUX topcoat for radiators           | 17 |
| HARDLUX metal effect topcoat DIRECT DTM | 18 |
| HARDLUX DIRECT 3in1                     | 20 |
| HARDLUX profesional topcoat             | 21 |
| HARDLUX hammerschlag effect topcoat     | 22 |
| TERMOSTAL 400                           | 23 |
| TERMOSTAL 600 PROFi                     | 23 |
| KEMOCEL fast-drying topcoat             | 24 |

1.3. OTHER

|                      |    |
|----------------------|----|
| KOREX                | 25 |
| KOREX PAINT STRIPPER | 25 |

## II. WOOD PROTECTION

2.1. PRESERVATIVE BASECOATS

|                    |    |
|--------------------|----|
| ULTRA LAZURIT BASE | 28 |
| ULTRA IMPREGNA     | 29 |
| ULTRA RENOVA       | 29 |

2.2. PRIMERS

|                            |    |
|----------------------------|----|
| KEMOLUX ventilating primer | 30 |
| KEMOCEL wood primer        | 30 |

2.3. WOOD STAINS

|                    |    |
|--------------------|----|
| ULTRA LAZURIT      | 31 |
| ULTRA LAZURIT 3in1 | 32 |
| ULTRATON lasur     | 33 |
| ULTRATOP lasur     | 34 |

2.4. OTHER

|                       |    |
|-----------------------|----|
| ULTRA DECKING OIL     | 36 |
| ULTRA DECKING CLEANER | 36 |
| ULTRA wood filler     | 37 |

2.5. MAESTRO LINE

|  |    |
|--|----|
| MAESTRO parquet gel                              | 39 |
| MAESTRO puttying liquid                          | 39 |
| MAESTRO 2K PU parquet lacquer - GLOSSY           | 40 |
| MAESTRO 2K PU parquet lacquer - SEMI-MATTE       | 41 |
| MAESTRO 2K PU parquet lacquer -MATTE             | 42 |
| MAESTRO 2K PU topcoat for sporting halls - MATTE | 43 |

## III. AQUALUX LINE

|                      |    |
|----------------------|----|
| AQUALUX wood primer  | 46 |
| AQUALUX metal primer | 47 |
| AQUALUX topcoat      | 47 |
| AQUALUX LASUR BASE   | 48 |
| AQUALUX LASUR        | 49 |
| AQUALUX STRONG       | 50 |
| AQUALUX SHABBY CHIC  | 51 |



IV. FINALIT FACADE SYSTEM

|                            |    |
|----------------------------|----|
| FINALTERM BASIC            | 54 |
| FINALTERM BASIC white      | 55 |
| FINALTERM S                | 56 |
| FINALTERM S white          | 57 |
| FINALTERM SF fiber         | 58 |
| FINALTERM LW               | 59 |
| FINAL GRUND Uni            | 60 |
| FINAL GRUND fiber          | 60 |
| FINALPLAST                 | 61 |
| FINAL acrylic plaster      | 62 |
| FINAL silicate plaster     | 63 |
| FINAL silikon plaster      | 64 |
| FINAL SI-SI plaster        | 65 |
| FINAL NANO PREMIUM plaster | 66 |
| FINAL GLITTER              | 67 |

V. SPECIAL USE PRODUCTS

|               |    |
|---------------|----|
| KEMEPOX AQUA  | 70 |
| DISPERVAN PRO | 71 |

VI. THIN-LAYER HORIZONTAL ROAD MARKING

|           |    |
|-----------|----|
| EKOSIGNOL | 74 |
|-----------|----|

VII. PROTECTION OF FACADES

|                              |    |
|------------------------------|----|
| 7.1. PRIMERS                 |    |
| SIMPRA universal primer      | 78 |
| SIMPRA silikon primer        | 78 |
| SIMPRA silikon primer        | 79 |
| SIMPRA nano primer           | 79 |
| SIMPRA HAFTGRUND primer      | 80 |
| BRAVO primer 1:5             | 80 |
| 7.2. FACADE PROTECTION COATS |    |
| DISPERVAN                    | 82 |
| BRAVO FAS                    | 82 |
| FASENA akril                 | 84 |
| FASENA silikon               | 84 |
| FASENA fiber                 | 86 |
| FASENA elastic               | 86 |
| FASENA DARK COOL             | 88 |
| 7.3. OTHER                   |    |
| BETONTON                     | 90 |
| KAMEN PROTECT                | 90 |
| FINAL ANTI-GRAFFITI COATING  | 91 |

VIII. PROTECTION OF INTERIOR WALLS

|                           |     |
|---------------------------|-----|
| 8.1. INTERIOR WALL PAINTS |     |
| BRAVO                     | 94  |
| KEMOPOL                   | 94  |
| KEMOPOL PLUS              | 96  |
| KEMOPOL PREMIUM           | 98  |
| KEMOPOL PROTECT           | 100 |
| KEMOPOL PREMIUM PROTECT   | 100 |
| LATEX STRONG              | 102 |
| TOP STAR GLITTER          | 104 |
| TOP GLOSS                 | 105 |
| TOP MAT                   | 105 |
| TOP PREMIUM               | 106 |
| BRAVO KREATIV             | 108 |
| BRAVO MAGNETIC            | 108 |
| BRAVO INSPIRE SANDE       | 110 |
| BRAVO INSPIRE VELOUR      | 112 |
| BRAVO INSPIRE ELITE       | 114 |
| 8.2. OTHER                |     |
| KEMOTON PLUS              | 116 |
| KEMOTON STRONG            | 116 |
| PREMIUM GLET              |     |

IX. TOP MIX SYSTEM

|                            |     |
|----------------------------|-----|
| TOP MIX SYSTEM FOR TINTING | 120 |
| HARMONY IN WHITE           | 121 |

X. REFERENCES

|            |     |
|------------|-----|
| REFERENCES | 128 |
|------------|-----|



# I. METAL PROTECTION





## KEMOLUX AK metal primer



**NEW  
design**

KEMOLUX AK primer coating is a one-component thick-film primer coating based on urethane-modified alkyd resin that contains anti-corrosion pigments. It is characterized by excellent adhesion to various metal surfaces, good mechanical properties and thermal stability up to 120 °C. It can be used in alkyd anti-corrosion protection systems of various metal structures.

**APPLICATION:** The coating can be applied by airless spraying, immersion, brush or roller. Application by airless spraying requires a coating temperature of 15 °C or higher. It is recommended to dilute the coating with 15-20% thinner. Brush or roller application requires multiple layers to achieve optimal coating thickness, so it is more suitable for smaller surfaces. It is recommended to dilute the coating with 5-10% thinner.




**CONSUMPTION:** 0,15 l/m<sup>2</sup> for two layers (2 x 30 µm).

**THINNER:** SYNTHETIC thinner.

**SIZE:** 0,20 l / 0,75 l / 2,5 l / 18 l

**COLOUR RANGE:**



\*Shades are for information purposes only.

## KEMOLUX universal fast-drying anticorrosive metal primer



**NEW  
design**

KEMODUR AK BS primer coating is a one-component thick-film primer coating based on urethane-modified alkyd resin that contains anti-corrosion pigments. It is characterized by good mechanical properties, good adhesion to almost all types of metal surfaces, good coverage and thermal stability up to 120 °C. It can be used in alkyd anti-corrosion protection systems for various metal products of the metal processing industry and mechanical engineering or as a temporary protective layer on steel structures, boilers, etc. during their transport.

**APPLICATION:** The coating can be applied in 2 layers by airless spraying, immersion, brush or roller.



**CONSUMPTION:** 0,20 l/m<sup>2</sup> for two layers (2 x 30 µm).

**THINNER:** NITRO thinner / FAST-DRYING PAINT thinner.

**SIZE:** 0,20 l / 0,75 l / 2,5 l / 18 l

**COLOUR RANGE:**



\*Shades are for information purposes only.





## KEMODUR S primer coating



**NEW  
design**

KEMODUR S primer coating is a one-component thick-film primer coating based on urethane-modified alkyd resin that contains anti-corrosion pigments.

It is characterized by great adhesion on all types of metal surfaces and great mechanical characteristics. It can be used as a primer for anti-corrosion protection of iron, galvanized and aluminium surfaces

**APPLICATION:** The coating can be applied by airless spraying, brush or roller. Application by airless spraying requires a coating temperature of 15 °C or higher. It is recommended to dilute the coating with 15-20% thinner. Brush or roller application requires multiple layers to achieve optimal coating thickness, so it is more suitable for smaller surfaces. It is recommended to dilute the coating with 5-10% thinner.



**CONSUMPTION:** 0,19 l/m<sup>2</sup> for two layers (2 x 30 µm).

**THINNER:** NITRO thinner.

**SIZE:** 0,75 l / 2,5 l / 18 l

**COLOUR RANGE:**



T201 RED



T202 GRAY

\*Shades are for information purposes only.

## HARDLUX rust beater



A one-component, fast-drying primer and intermediate coating based on alkyd resin, anti-corrosive pigments and zinc phosphate.

The product can be applied directly onto rust and it binds, neutralizes and prevents rust for further spreading. It can be used on all kinds of metal constructions and can be applied directly on rust.

**APPLICATION:** Remove rust, grease and moisture to achieve the optimal protection of rusted surfaces. Coating can be applied with brush or roller in two layers.



**CONSUMPTION:** 0,09 - 0,10 l/m<sup>2</sup> for one layer with dry film thickness of 30 µm.

**THINNER:** HARDLUX rust beater thinner.

**SIZE:** 0,75 l

**COLOUR RANGE:**



## HARDLUX HB metal primer



An air drying high-build prime coating based on a urethanized alkyd resin which contains an active anticorrosive pigments.

**APPLICATION:** The coating shows good weather resistant, possibility of application at lower temperatures and thermal stability up to 100 °C. It can be used in alkyd systems for anti-corrosion protection of different kind of metal constructions. Coating can be applied with airless spray, brush or roller. Brush or roller application requires multiple layers to achieve optimal film thickness and is therefore recommended for application on smaller areas. Interval of dry film thickness may vary depending on field of use which may alter spreading rate, as well as overcoating interval.

**CONSUMPTION:** 0,12 l/m<sup>2</sup> for one layer od 60 µm.

**THINNER:** SYNTHETIC thinner.

**SIZE:** 0,75 l / 18 l

**COLOUR RANGE:**



T202 GRAY

\*PRODUCTS BASED ON ALKYD RESIN ARE PRONE TO YELLOWING, ESPECIALLY IN INTERIOR, DARK SPACES, DUE TO THE LACK OF LIGHT.

\*Shades are for information purposes only.



## KEMOLUX topcoat



**NEW  
design**



TOP MIX

An air-drying alkyd coating with outstanding mechanical properties, resistance to the atmosphere, oil and mild chemicals. Retains shine and shade for a long time. It is thermally stable up to max. 120 °C. used as a top layer to protect iron and steel surfaces and for the protection of wood and walls.

**APPLICATION:** Old coatings should be lightly sanded and dusted well before restoration. On a dry, clean and dusted surface protected with primer, apply with a brush or roller (diluted with a maximum of 5 % thinner) and spray or dip (diluted with 10-15 % thinner), in 2-3 coats. A dry film thickness of 30 µm per coating is recommended.



**CONSUMPTION:** 0,22 l/m<sup>2</sup> for two layers ( 2 x 30 µm ).

**THINNER:** SYNTHETIC thinner.

**SIZE:** 0,20 l / 0,75 l / 2,5 l / 18 l

**COLOUR RANGE:**

|                    |                     |                        |                |               |                       |
|--------------------|---------------------|------------------------|----------------|---------------|-----------------------|
|                    |                     |                        |                |               |                       |
| RAL 9006<br>SILVER | L401<br>WHITE       | L401<br>WHITE - MATTE  | L402<br>EBONY  | L403<br>CREAM | L404<br>OCHRE         |
|                    |                     |                        |                |               |                       |
| L405<br>BROWN      | L406<br>GRAY        | L408<br>DARKBLUE       | L411<br>GREEN  | L413<br>BLACK | L413<br>BLACK - MATTE |
|                    |                     |                        |                |               |                       |
| L415<br>ORANGE     | L416<br>BORDO       | L432<br>RED            | L434<br>YELLOW | L435<br>BLUE  | L436<br>DARK GREEN    |
|                    |                     |                        |                |               |                       |
| L438<br>DARK GRAY  | L440<br>LIGHT BROWN | RAL 7016<br>ANTHRACITE |                |               |                       |

\* PRODUCTS BASED ON ALKYD RESIN ARE PRONE TO YELLOWING, ESPECIALLY IN INTERIOR, DARK SPACES, DUE TO THE LACK OF LIGHT. TO AVOID UNDESIRABLE YELLOWING, WE RECOMMEND THE USE OF ACRYLIC-BASED COATING - AQUALUX VARNISH (FOR METAL SURFACES, USE OF AQUALUX METAL PRIMER IS MANDATORY).

\*Shades are for information purposes only.

## KEMOLUX topcoat for radiators



**NEW  
design**

An air-drying alkyd coating with outstanding mechanical properties, resistance to weathering, oil and mild chemicals. Retains shine and shade for a long time. It is thermally stable up to 80 °C (white shade), or 120 °C (brown shade).

**APPLICATION:** On a dry, clean and dusted surface, apply with a brush or roller (diluted with a maximum of 5 % thinner) and spray or dip (diluted with 10-15 % thinner), in 2-3 coats.



**CONSUMPTION:** 0,22 l/m<sup>2</sup> for two layers (2 x 30 µm).

**THINNER:** SYNTHETIC thinner.

**SIZE:** 0,20 l / 0,75 l / 2,5 l / 18 l

**COLOUR RANGE:**



WHITE

\*PRODUCTS BASED ON ALKYD RESIN ARE PRONE TO YELLOWING, ESPECIALLY IN INTERIOR, DARK SPACES, DUE TO THE LACK OF LIGHT.



# HARDLUX

## metal effect topcoat DIRECT DTM



**NEW  
design**

**DIRECT  
TO RUST**

HARDLUX metal effect DIRECT DTM topcoat is an anti-corrosion coating for protection and decoration of metal surfaces. It is pigmented using micaceous iron oxide (MIOX) to achieve special texture. The product combines the best properties of primer and top coatings. Due to its anticorrosion properties, it can be applied directly onto rusted metal, steel, aluminium and to all kinds of old coatings, which are still in good condition and show good adhesion.

Different production batches of HARDLUX metal effect DIRECT DTM topcoat must be cross mixed before use. Coating is applied by spray, brush or roller. On well prepared surface apply 2 coats of the topcoat. For protection of metal surfaces in aggressive environments, one layer of HARDLUX HB primer is recommended. KEMODUR S primer or Kemepox Wash primer must be used as a first coat in the protection of galvanized or cooper surfaces. For the best result in process of surface protection remove all free and large rust particles, grease and moisture.

A different optical effect is possible due to the strokes of the brush/roller during application of HARDLUX metal effect DIRECT DTM topcoat with a brush or roller; so it is necessary to apply the coating in same direction.




**CONSUMPTION:** 0,20 l/m<sup>2</sup> for two layers (2 x 40 µm).


**THINNER:** SYNTHETIC thinner.

**SIZE:** 0,20 l / 0,75 l / 2,5 l

**COLOUR RANGE:**



GRAY



ANTHRACITE




BLACK



COPPER



GOLD



\*Shades are for information purposes only.





# HARDLUX DIRECT 3in1



**NEW  
design**



TOP MIX

ALUMINIUM  
+ STEEL  
+ ANTIRUST

An anti-corrosive coating for the protection and decoration of metal surfaces. The product combines the best characteristics of a primer and topcoat. Due to its anti-corrosive properties, it can be applied directly onto the rust without primer.

**APPLICATION:** Apply to sanded and surfaces cleaned of coarse particles of rust. For protection of metal surfaces in aggressive environments, one layer of HARDLUX HB primer is recommended. KEMODUR S primer or Kemepox Wash primer must be used as a first coat in the protection of galvanized or cooper surfaces. For the best result the surface must be free of larger rust particles, grease and moisture. Coating is applied by spray, brush or roller. On well prepared surface apply 2 – 3 coats of the topcoat.



**CONSUMPTION:** 0,20 l/m<sup>2</sup> for two layers (30 - 40 µm).

**THINNER:** SYNTHETIC thinner.

**SIZE:** 0,20 l / 0,75 l / 2,5 l

**COLOUR RANGE:**



\* PRODUCTS BASED ON ALKYD RESIN ARE PRONE TO YELLOWING, ESPECIALLY IN INTERIOR, DARK SPACES, DUE TO THE LACK OF LIGHT. TO AVOID UNDESIRABLE YELLOWING, WE RECOMMEND THE USE OF ACRYLIC-BASED COATING - AQUALUX VARNISH (FOR METAL SURFACES, USE OF AQUALUX METAL PRIMER IS MANDATORY).

\*Shades are for information purposes only.

# HARDLUX profesional topcoat



**NEW  
design**



TOP MIX

A high gloss coating for the protection and decoration of metal surfaces based on alkyd resins. The product is characterized by excellent mechanical properties, resistance to weathering, oil and mild chemicals, and thermal stability up to 120 °C.

HARDLUX PROFESSIONAL topcoat is used as a finish coat in the protection system of metal and wooden surfaces exposed to more difficult conditions of exploitation.

**APPLICATION:** On the prepared surface (rust, grease and moisture removed), protected with a suitable primer, it is applied in two layers with a brush/roller with an overcoating interval of at least 12 hours or by spraying, using the "wet on wet" system in a period of 10-30 minutes or using the "wet to dry" after at least 12 hours.




**CONSUMPTION:** 0,20 l/m<sup>2</sup> for two layers (2 x 30 µm)

**THINNER:** SYNTHETIC thinner.

**SIZE:** 0,75 l / 2,5 l / 18 l

**COLOUR RANGE:**



\* PRODUCTS BASED ON ALKYD RESIN ARE PRONE TO YELLOWING, ESPECIALLY IN INTERIOR, DARK SPACES, DUE TO THE LACK OF LIGHT. TO AVOID UNDESIRABLE YELLOWING, WE RECOMMEND THE USE OF ACRYLIC-BASED COATING - AQUALUX VARNISH (FOR METAL SURFACES, USE OF AQUALUX METAL PRIMER IS MANDATORY).

\*Shades are for information purposes only.



## HARDLUX hammerschlag effect topcoat



**NEW  
design**

Fast-drying anticorrosive decorative coat for metal and wood based on modified alkyd resin, organic/inorganic pigments and silicone additives.

**APPLICATION:** On a previous prepared surface, apply with a brush/roller (diluted with a maximum of 10 % thinner) and spray (diluted with 15-20 % thinner), in several thin coats especially on vertical surfaces, while respecting the respraying intervals. A total dry film thickness of 100 µm is recommended. Check coverage angles and edges (because of overcoating limitations)!

**- on metal:** Can be applied directly to the metal, but the durability of protection (especially non-ferrous metals - aluminium, copper...) has increased over one layer KEMODUR S / KEMEPOX WASH PRIMER before HARDLUX hammerschlag effect topcoat. HARDLUX hammerschlag effect varnish can be applied by spray 30 minutes after application of KEMODUR S / KEMEPOX WASH PRIMER. All layers have to be applied within 8 hours.

**- on on wood:** To obtain the best effect, wood (especially softwood) must be previously coated with a layer of KEMOCEL primer for dry sanding and within 30 minutes sanded, dusted and protect with layer of HARDLUX hammerschlag effect topcoat.



**CONSUMPTION:** 0,20 l/m<sup>2</sup> for one layer (30-40 µm).

**THINNER:** HARDLUX hammerschlag thinner

**SIZE:** 0,75 l

**COLOUR RANGE:**



\* PRODUCTS BASED ON ALKYD RESIN ARE PRONE TO YELLOWING, ESPECIALLY IN INTERIOR, DARK SPACES, DUE TO THE LACK OF LIGHT. TO AVOID UNDESIRABLE YELLOWING, WE RECOMMEND THE USE OF ACRYLIC-BASED COATING - AQUALUX VARNISH (FOR METAL SURFACES, USE OF AQUALUX METAL PRIMER IS MANDATORY).

\*Shades are for information purposes only.

## TERMOSTAL 400



A one-component coating based on special binders, resistant to high temperatures up to 400 °C. The coating contains an aluminium paste that gives it a silver look. Used for decorative protection of metal objects such as flue pipes, fireplaces, stoves and similar objects exposed to temperatures up to 400 °C. In the phase of the first ignition, the room needs to be well ventilated, because during ignition smoke and unpleasant odours are created.

As a rule, the paint is applied undiluted. In case of need for dilution, max. up to 5% of the appropriate diluent should be added. A dry film thickness of 15 - 20 µm is recommended, which corresponds to 60 - 80 µm of wet film. Avoid coatings thicker than 25 µm dry film corresponding to 100 µm wet film. In case of thick coating, the coating may crack.



**CONSUMPTION:** 0,08 l/m<sup>2</sup> for one layer (1 x 20 µm).

**THINNER:** FAST-DRYING PAINT thinner.

**SIZE:** 0,20 l / 0,75 l / 18 l

**COLOUR RANGE:**



SILVER

## TERMOSTAL 600 - PROFI



A modified silicone coating resistant to high temperatures. It is used to protect and decorate objects that are exposed to high temperatures; car mufflers and pipes, various steel structures, pipelines, chimneys, stoves.

**SURFACE PREPARATION:** For optimal protection, sandblasting / shot blasting up to Sa 2 ½ or mechanical cleaning up to St 3 according to EN ISO 12944/4 is recommended.

It is applied by airless spraying, brush or roller for smaller areas on surfaces made of iron or cast iron. It can also be applied by spraying with compressed air.



**CONSUMPTION:** 0,08 l/m<sup>2</sup> for one layer (1 x 25 µm).

**THINNER:** FAST-DRYING PAINT thinner.

**SIZE:** 0,20 l / 0,75 l / 18 l

**COLOUR RANGE:**



SILVER



BLACK

\*Shades are for information purposes only.



## KEMOCEL fast-drying topcoat



**NEW  
design**



A coating based on short oil alkyds. It is used for the protection and decoration of primarily metal and wooden surfaces. Because of its special anticorrosion properties, it can be used as an anti-corrosive topcoat. Product is characterized by fast drying, outstanding mechanical properties, is resistant to weathering, oil and mild chemicals.

**APPLICATION:** Protection of agricultural machinery, attachments, industrial equipment, means of internal transport and other products of the metalworking and electrical industry. On a well-prepared metal surface, it is recommended to first apply the primer, and then KEMOCEL FD topcoat in the desired shade, in two layers by spraying or, exceptionally; in the case of small areas, by brush or roller. For less loaded surfaces, KEMOCEL FD topcoat can be applied directly to the metal as an anti-corrosive topcoat.




**CONSUMPTION:** 0,16 l/m<sup>2</sup> for two layers (2 x 40 µm).

**THINNER:** FAST-DRYING PAINT thinner / NITRO thinner.

**SIZE:** 0,75 l / 2,5 l / 18 l

**COLOUR RANGE:**



\* PRODUCTS BASED ON ALKYD RESIN ARE PRONE TO YELLOWING, ESPECIALLY IN INTERIOR, DARK SPACES, DUE TO THE LACK OF LIGHT. TO AVOID UNDESIRABLE YELLOWING, WE RECOMMEND THE USE OF ACRYLIC-BASED COATING - AQUALUX VARNISH (FOR METAL SURFACES, USE OF AQUALUX METAL PRIMER IS MANDATORY).

\*Shades are for information purposes only.

## KOREX



Multipurpose effective rust remover.

It is used in industry as well as in households to remove rust from metal surfaces that are which are further treated with primers: KEMOLUX AK metal primer / KEMOLUX Universal AK quick drying I primer / KEMODUR S / KEMOCEL metal primer / HARDLUX HB metal primer / HARDLUX rust beater, and adequate topcoat.

**PREPARATION:** If there is an old coating on the metal surface, it needs to be sanded to remove eventual Korex that did not react. Apply the product to the surface exposed to rust, leave it to act for 2-3 hours or until the surface dries. If the layer of rust is thicker, repeat the procedure several times or clean the surface with a wire brush.

**APPLICATION:** The remover is applied without dilution, by spraying or brush, and after 2-3 hours (until it dries) the surface is ready for further treatment. Rinsing is not necessary, except in the case of a small amount of rust, where there might be eventual Korex that did not react. Then the surface must be rinsed with water.



**SIZE:** 1 l / 5 l / 20 l

## KOREX paint stripper



Solvent-based agent for effective removal of old coatings.

It is used in industry as well as in households to remove old coatings from metal surfaces, wood and plastic.

**APPLICATION:** The agent is applied without dilution with a brush or roller in a thicker layer on a smaller surface. The effectiveness will increase if the treated surface is covered with foil. Depending on the strength of the old coating, the agent works for 30 minutes up to 3-4 hours, after which it, together with the old coating, must be removed by scraping, and the cleaned surface should be washed with a stream of hot water. Work on sunny surfaces, as well as on heated surfaces, should be avoided in order to prevent evaporation of the solvents that are essential for removing the old coating. It is necessary to repeat the procedure on multi-layered old coatings. All wooden, glass and metal surfaces from which old coatings will not be removed must be protected before applying KOREX paint stripper. Immediately clean the splashed areas with water!



**SIZE:** 0,75 l



## II. WOOD PROTECTION



## ULTRA impregna



ULTRA IMPREGNA is a fungicidal insecticidal coating based on a modified alkyd water emulsion that protects wood, exposed to weathering, from mould, fungi and insects. It is used as an impregnation in the protection of wood that will be exposed to the weather (exterior and interior parts of windows, exterior and interior parts of doors, roof eaves, facade cladding, canopies, fences, etc.) before applying glaze or alkyd topcoats.



**CONSUMPTION:** 8 - 9 m<sup>2</sup>/l in one coat, depending on absorption properties of the wood and level of treatment.

**THINNER:** Dilution is not required.

**SIZE:** 0,75 l / 2,5 l

## ULTRA lazurit base



A base coat for wood intended for all types of wooden structures exposed to external influences that facilitates the adhesion of the next layer of wood coating and reduces the consumption of finishing stain coatings.

**APPLICATION:** In rooms protected from weather changes (attics, pantries and the like) for elements where appearance does not matter, it is recommended as the only protective coating. On elements exposed to weather changes (windows, leaves, fences, etc.), it is mandatory as a protective base in a system with a stain coating in colour.

**MATERIAL PREPARATION AND APPLICATION:** New wood protected by ULTRA LAZURIT BASE should be well dried (maximum 12 % moisture) and thoroughly surfaced. Old stain coatings should be slightly sanded with sandpaper before renewal and well sprayed. Old coatings of another type (e.g. oil paints, varnishes) should be removed to bare wood before using ULTRA LAZURIT BASE. ULTRA LAZURIT BASE can be applied with a brush, sponge, and immersion or pouring in one layer, on all sides of the element being processed.



**CONSUMPTION:** 0,10 l/m<sup>2</sup> for one layer.

**SIZE:** 0,75 l / 4 l / 18 l

## ULTRA renova



**NEW  
design**

ULTRA RENOVA is a stain coating for lightening dark-painted old and worn wooden surfaces. It is made of high quality water-soluble acrylic resin, pigments, fillers, additives and water.

Intended for construction carpentry and other wooden objects. It is suitable for interior and exterior works. It is used as a primer in a system with AQUALUX stain or ULTRATON LASUR / ULTRATOP LASUR.

**SURFACE PREPARATION:** Before applying the basic wood stain, it is necessary to prepare the surface - the surface must be completely dry, smooth, clean, and free of dust, greasy stains, fungi and other foreign bodies. Remove old paint that is not well bonded, mechanically.

**MATERIAL PREPARATION AND APPLICATION:** Before staining, old stains should be lightly sanded and dusted well. On dry (maximum 12 % moisture), clean and dusted surface ULTRA RENOVA is applied undiluted with a brush, roller or spray in one layer. Different production batches need to be equalized before use.



**CONSUMPTION:** 0,08 - 0,13 l/m<sup>2</sup> for one layer.

**SIZE:** 0,75 l / 2,5 l



## KEMOLUX ventilating primer



**NEW  
design**

An air-drying alkyd coating that allows wood to "breathe". It allows drying (ventilation) of wood, and prevents wood from absorbing condensation or precipitation moisture.

Used as a primer or intermediate in the system with KEMOLUX or HARDLUX PROFESSIONAL topcoats. It is used for painting building joinery and other objects made of wood.



**CONSUMPTION:** 0,10 l/m<sup>2</sup> for one layer.

**THINNER:** SYNTHETIC thinner.

**SIZE:** 0,75 l / 2,5 l / 18 l

**COLOUR RANGE:**



WHITE

\*PRODUCTS BASED ON ALKYD RESIN ARE PRONE TO YELLOWING, ESPECIALLY IN INTERIOR, DARK SPACES, DUE TO THE LACK OF LIGHT.

## KEMOCEL wood primer



**NEW  
design**

Used as a primer for construction joinery and other wooden objects in system with KEMOCEL nitro topcoats.

**MATERIAL PREPARATION AND APPLICATION:** On dry (maximum 12 % moisture), sanded, dusted and cleaned wood, KEMOCEL NITRO WOOD PRIMER can be applied by spraying (viscosity: 18-20 °, EN ISO 2431, DIN 4 at 20 °C) or with a brush in one or two layers. The dry film thickness of 30 µm per coating is recommended.



**CONSUMPTION:** 0,14 l/m<sup>2</sup> for one layer.

**THINNER:** NITRO thinner.

**SIZE:** 0,75 l / 18 l

**COLOUR RANGE:**



WHITE

\*PRODUCTS BASED ON ALKYD RESIN ARE PRONE TO YELLOWING, ESPECIALLY IN INTERIOR, DARK SPACES, DUE TO THE LACK OF LIGHT.

\*Shades are for information purposes only.

## ULTRA lazurit



**NEW  
design**

A transparent protective and decorative stain for wood for exterior and interior works. It is made on the basis of high-quality alkyd binder, pigments and other components that protect wood from atmospheric influences and decorate it with one of the colours of exotic wood species. When applied, the wood structure remains visible.

ULTRA LAZURIT in colour is used to protect interior and exterior construction joinery: doors, shutters, facades, attics, wooden balcony railings, wall and ceiling panelling, etc. Colourless ULTRA LAZURIT should not be used as a stand-alone coating for exterior work! ULTRA LAZURIT colours can be mixed with each other to obtain the desired shade. ULTRA LAZURIT does not contain fungicides and insecticides, so ULTRA LAZURIT BASE or ULTRA IMPREGNA are mandatory for exterior work as a first coat (substrate).



**MATERIAL PREPARATION AND APPLICATION:** New wood protected by the ULTRA LAZURIT system should be well dried (max. 12 % moisture) and thoroughly treated. Old stain coatings should be lightly sanded and sanded well before use. Old coatings of other types (for example: oil paints, varnishes) should be removed to bare wood before using the ULTRA LAZURIT system. ULTRA LAZURIT can be applied with a brush, roller or sponge 12 to 24 hours after application of ULTRA LAZURIT BASE/ ULTRA IMPREGNA on clean, treated wood. ULTRA LAZURIT is applied to the impregnated substrate in 1-3 coatings depending on the desired color intensity and atmospheric exposure. A dry film thickness of 30 µm per coating is recommended. Different production batches need to be equalized before use.

**CONSUMPTION:** 0,10 l/m<sup>2</sup> for one layer.

**SIZE:** 0,75 l / 2,5 l / 4 l / 18 l





## ULTRA lazurit 3in1



**NEW  
design**



ULTRA LAZURIT 3in1 is a transparent solvent-based protective and decorative coating for wood suitable for indoor and outdoor use. It is made of high-quality alkyd binder, pigments and other components that protect wood from weather influences and give it the colour of one of the exotic wood species. It does not obscure the appearance of wood. ULTRA LAZURIT 3in1 also serves as a protection against fungi, algae and UV radiation and as a decorative coating. It is both a primer and a top coat.

**APPLICATION:** ULTRA LAZURIT 3in1 is used to decorate and protect indoor and outdoor wood: doors, blinds, facades, attics, wooden balcony fences, wall and ceiling panels, etc. It forms a layer on the surface that protects wood from mould and fungi, UV radiation, and others negative weather conditions, while the wax increases the coating's water repellency. Different ULTRA LAZURIT 3in1 shades can be mixed together to get the desired shade. To ensure fungicidal and algicidal protection, the product contains 3-iodo-2-propynyl butylcarbamate.



**CONSUMPTION:** 10-12 m<sup>2</sup>/l in one layer, depending on the absorbency and treatment of the wood as well as the method of application.

**SIZE:** 0,75 l / 2,5 l

**COLOUR RANGE:**



\*Shades are for information purposes only.

## ULTRATON lasur



**NEW  
design**

A highly transparent stain coating to the wood surface enriches and gives it a fuller appearance of precious wood species, while at the same time preserves visible its texture. It contains additional UV filters that protect the wood from deterioration and thus provide long-term protection of wood exposed to poor unfavourable weather conditions. The durability of the coating depends on the type of wood, application coatings, and most of his exposure to weather conditions. Intended for the protection and decoration of all kinds of hard and soft wood, and since it does not contain biocides is also suitable for indoor installation. Of long-lasting protection against microorganisms, external work, and in wet premises it is necessary to protect wood before applying ULTRATON LASUR with one layer of fungicides ULTRA LAZURIT BASE (for light shades) or KEMOCID (for dark shades) or fungicidal-insecticidal agent ULTRA IMPREGNA.

**APPLICATION:** On dry (maximum 12% moisture), clean and dusted surface ULTRATON LASUR is applied undiluted with a brush, roller or spray. Outdoor wood should be coated 2-3 times, while wood indoors should be coated 1-2 times. A dry film thickness of 30 µm per coating is recommended. Different production batches need to be equalized before use.



**CONSUMPTION:** 0,20 l/m<sup>2</sup> for two layers.

**SIZE:** 0,75 l / 2,5 l / 4 l / 18 l





## ULTRATOP lasur



**NEW  
design**

A thick-layer stain intended for decoration and long-term and effective protection of wooden surfaces. The presence of a UV filter is a novelty in the permanent protection of wood from decay. It gives the wood surface a fuller look of noble wood species, and the wood structure remains visible. The presence of water-repellent substances prevents water from penetrating into the pores of the wood and thus creating cracks and swelling of the wood.

Primarily intended for external protection of wood. For wooden objects that are exposed to atmospheric conditions and the action of microorganisms, we recommend to protect wood before applying ULTRATOP LASUR with a single layer of fungicide ULTRA LAZURIT BASE (for light shades) or KEMOCID (for dark shades ULTRATOP LASUR) or fungicidal-insecticidal agent ULTRA IMPREGNA. The coating does not contain biocide, so it can also be used to protect wood indoors.

**APPLICATION:** On dry (maximum 12% moisture), clean and dusted surface ULTRATOP LASUR is applied undiluted with a brush, roller or spray. Outdoor wood should be coated 2 times, while wood indoors should be coated 1-2 times.



**CONSUMPTION:** 0,25 l/m<sup>2</sup> for two layers.

**SIZE:** 0,75 l / 2,5 l / 4 l / 18 l



## ULTRA LAZURIT / ULTRATON lasur / ULTRATOP lasur

The final shade is affected by the type and age of the wood being coated, the number of applied layers, method of processing wood and use of impregnation or lack thereof. It is recommended to try out the desired application on a small section of wood. TRANSPARENT glaze coatings should not be applied as independent coatings for exterior work!

### COLOUR RANGE\*



\* PRODUCTS BASED ON ALKYD RESIN ARE PRONE TO YELLOWING, ESPECIALLY IN INTERIOR, DARK SPACES, DUE TO THE LACK OF LIGHT. TO AVOID UNDESIRABLE YELLOWING, WE RECOMMEND THE USE OF ACRYLIC-BASED COATING - AQUALUX LASUR.



\*Shades are for information purposes only.



## ULTRA decking oil



**NEW**  
design

A special oil produced from natural oil and wax.

**APPLICATION:** Used for protection and care of all external wooden floors. The coating is suitable for the protection of exotic species of wood (teak, larch, bangkirai, meranti...). ULTRA DECKING OIL slows down the growth of mould and fungi and protects the wood surface from adverse weather conditions. The coating is resistant to cracking and the appearance of bubbles.



**CONSUMPTION:** 0,10 - 0,20 l/m<sup>2</sup>, depending on the permeability of wood, degree of wood treatment and application methods.

**SIZE:** 0,75 / 2,5 l

**COLOUR RANGE:**



TRANSPARENT



OAK



TEAK



ROSEWOOD

\*Shades are for information purposes only.

## ULTRA decking cleaner



A highly effective concentrate for removing algae, moss and the first signs of mould.

**APPLICATION:** Applicable on terraces, facades, canopies, fences and other outdoor surfaces (wood, stone, glass, concrete, ceramics ...).



**MATERIAL PREPARATION AND APPLICATION:** The surface we want to clean is evenly coated with ULTRA DECKING CLEANER. Depending on the amount of mould, moss and algae, the product is applied diluted (max. 1:20 with water) or undiluted. Repeat if necessary. After brushing and washing, rinse the terrace with water. A high-pressure washer (mini-wash) can be used to make washing more successful. Wash the tool in soapy water after use. Completely dried wooden surfaces must be protected with ULTRA DECKING OIL. Terraces can be used after 2 days.

**SIZE:** 1 l

## ULTRA wood filler



ULTRA wood kit is a one-component quick-drying dispersion mass for quality filling and correcting minor irregularities and surface damage cracks, dents and gaps on wood surfaces.

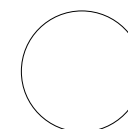
**APPLICATION:** The substrate must be firm, dry, without loosely attached parts, dust, grease and other impurities. The humidity of the wood must not exceed 12%. Clean resinous surfaces with nitro thinner and dry. We apply it to the thus cleaned and dry surface with a stainless spatula so as to fill all cracks, scratches or other damages. In deeper cracks and holes, the kit is applied in several layers, so that the thickness of each layer is no more than 2 to 3 mm, and each subsequent layer is applied on top of the completely dry previous layer. Sand the dry surface by hand or by machine with fine sandpaper. All types of coatings may be applied on thusly treated surface. Dilute with water if necessary.



**CONSUMPTION:** 1 kg/m<sup>2</sup> for one layer of 1 mm.

**SIZE:** 350 g / 750 g / 8 kg

**COLOUR RANGE:** Kits in different shades may be mixed in arbitrary proportions.



WHITE




PINE



BEECH



OAK



MAHAGONY



SPRUCE

\*Shades are for information purposes only.





## MAESTRO parquet gel



Fast-drying one-component coating, based on high-quality modified binders.

Used to fill pores and defects on the wooden surface in the system of surface treatment of parquet and other wooden surfaces.



**CONSUMPTION:** 0,05 - 0,06 l/m<sup>2</sup> for one layer.

**SIZE:** 1 l / 5 l / 10 l

## MAESTRO puttying liquid



Used to fill joints, minor damages and unevenness in the parquet surface treatment system.

**APPLICATION:** On previously sanded parquet with sandpaper no. 60 - 80, a liquid to which wood dust has been added is applied. The liquid is applied with a trowel in 1-2 layers depending on the size of the joints. To fill the joints, you should use wood dust from the parquet being processed so that the shade of the filled surface does not deviate from the shade of the parquet. The dried liquid layer must be well sanded with sandpaper no. 80-100.



**CONSUMPTION:** 0,06 - 0,125 l/m<sup>2</sup> depending on the size of the joints.

**SIZE:** 1 l / 4 l / 10 l



## MAESTRO 2K PU parquet lacquer / GLOSSY



Colourless two-component lacquer based on polyurethane binders in organic solvent and special additives. Used for protection and decoration of parquet and other wood flooring.

**APPLICATION:** Before applying the parquet lacquer the wax should be removed from the old parquet and the old lacquer thoroughly sanded. For sanding, use sandpaper No.150. Clean the grinding dust with a vacuum cleaner. Mix each component well before use! In a clean and dry container, mix lacquer and contact in a volume or weight ratio of 1: 1, homogenize the mixture well, let it stand for a 15 min, and stir again before application. Immediately close packages with remaining lacquer and contact due to lack of moisture contact! The open time (hardening) of the mixture is 6 - 8 hours (so prepare only the amount of mixture required for one layer). Apply the mixture with a special roller with short hair, quickly and evenly. It is necessary to apply three layers of lacquer, dry (parquet humidity 8-10%), sanded and cleaned parquet. If the process of surface protection of parquet is to be significantly accelerated, MAESTRO impregnation is used as the base layer and / or MAESTRO parquet gel as the intermediate layer before the final layer of lacquer. Lightly sand the dried first and second layer with sandpaper no. 150 (manual grinding) or no. 240 - 280 (manual grinder) and remove the grinding dust with a vacuum cleaner. A layer of Maestro impregnation or Maestro parquet gel should not be sanded! Maestro equipment should be entirely washed only in Maestro equipment cleaner.



**CONSUMPTION:** 0,10 l/m<sup>2</sup> for one layer.

**SIZE:** sets of: 10 m<sup>2</sup> / 20 m<sup>2</sup>  
individually: 1 l / 2,5 l / 4 l / 10 l / 20 l



## MAESTRO 2K PU parquet lacquer / SEMI-MATTE



Colourless two-component lacquer based on polyurethane binders in organic solvent and special additives. Used for protection and decoration of parquet and other wood flooring.

**APPLICATION:** Before applying the parquet lacquer the wax should be removed from the old parquet and the old lacquer thoroughly sanded. For sanding, use sandpaper No.150. Clean the grinding dust with a vacuum cleaner. Mix each component well before use! In a clean and dry container, mix lacquer and contact in a volume or weight ratio of 1: 1, homogenize the mixture well, let it stand for a 15 min, and stir again before application. Immediately close packages with remaining lacquer and contact due to lack of moisture contact! The open time (hardening) of the mixture is 6 - 8 hours (so prepare only the amount of mixture required for one layer). Apply the mixture with a special roller with short hair, quickly and evenly. It is necessary to apply three layers of lacquer, dry (parquet humidity 8-10%), sanded and cleaned parquet. If the process of surface protection of parquet is to be significantly accelerated, MAESTRO impregnation is used as the base layer and / or MAESTRO parquet gel as the intermediate layer before the final layer of lacquer. Lightly sand the dried first and second layer with sandpaper no. 150 (manual grinding) or no. 240 - 280 (manual grinder) and remove the grinding dust with a vacuum cleaner. A layer of Maestro impregnation or Maestro parquet gel should not be sanded! Maestro equipment should be entirely washed only in Maestro equipment cleaner.



**CONSUMPTION:** 0,10 l/m<sup>2</sup> for one layer.

**SIZE:** sets of: 15 m<sup>2</sup> / 30 m<sup>2</sup>  
individually: 1 l / 4 l / 10 l





## MAESTRO 2K PU parquet lacquer / MATTE



**NEW  
design**

Colourless two-component lacquer based on polyurethane binders in organic solvent and special additives. Used for protection and decoration of parquet and other wood flooring.

**APPLICATION:** Before applying the parquet lacquer the wax should be removed from the old parquet and the old lacquer thoroughly sanded. For sanding, use sandpaper No.150. Clean the grinding dust with a vacuum cleaner. Mix each component well before use! In a clean and dry container, mix lacquer and contact in a volume or weight ratio of 1: 1, homogenize the mixture well, let it stand for a 15 min, and stir again before application. Immediately close packages with remaining lacquer and contact due to lack of moisture contact! The open time (hardening) of the mixture is 6 - 8 hours (so prepare only the amount of mixture required for one layer). Apply the mixture with a special roller with short hair, quickly and evenly. It is necessary to apply three layers of lacquer, dry (parquet humidity 8-10%), sanded and cleaned parquet. If the process of surface protection of parquet is to be significantly accelerated, MAESTRO impregnation is used as the base layer and / or MAESTRO parquet gel as the intermediate layer before the final layer of lacquer. Lightly sand the dried first and second layer with sandpaper no. 150 (manual grinding) or no. 240 - 280 (manual grinder) and remove the grinding dust with a vacuum cleaner. A layer of Maestro impregnation or Maestro parquet gel should not be sanded! Maestro equipment should be entirely washed only in Maestro equipment cleaner.



**CONSUMPTION:** 0,10 l/m<sup>2</sup> for one layer.

**SIZE:** sets of: 15 m<sup>2</sup> / 30 m<sup>2</sup>  
individually: 1 l / 4 l / 10 l



## MAESTRO 2K PU topcoat for sporting halls / MATTE

Colourless two-component lacquer based on polyurethane binders in organic solvent and special additives. Used for protection and decoration of parquet and other wood flooring.

**APPLICATION:** Before applying the parquet lacquer the wax should be removed from the old parquet and the old lacquer thoroughly sanded. For sanding, use sandpaper No.150. Clean the grinding dust with a vacuum cleaner. Mix each component well before use! In a clean and dry container, mix lacquer and contact in a volume or weight ratio of 1: 1, homogenize the mixture well, let it stand for a 15 min, and stir again before application. Immediately close packages with remaining lacquer and contact due to lack of moisture contact! The open time (hardening) of the mixture is 6 - 8 hours (so prepare only the amount of mixture required for one layer). Apply the mixture with a special roller with short hair, quickly and evenly. It is necessary to apply three layers of lacquer, on dry (parquet humidity 8-10%), sanded and cleaned parquet. If the process of surface protection of parquet is to be significantly accelerated, MAESTRO impregnation is used as the base layer and / or MAESTRO parquet gel as the intermediate layer before the final layer of lacquer. Lightly sand the dried first and second layer with sandpaper no. 150 (manual grinding) or no. 240 - 280 (manual grinder) and remove the grinding dust with a vacuum cleaner. A layer of Maestro impregnation or Maestro parquet gel should not be sanded! Maestro equipment should be entirely washed only in Maestro equipment cleaner.

**CONSUMPTION:** 0,10 l/m<sup>2</sup> for one layer.

**SIZE:** 10 l / 20 l





### III. AQUALUX LINE







## AQUALUX wood primer



Used as basecoat for all wood types prior to application of Aqualux topcoat. It is made of high-quality water-dilutable acrylic resin, pigments, fillers, additives and water.

AQUALUX WOOD PRIMER serves as primer coat in the system with AQUALUX TOPCOAT, and it is used for construction carpentry and other wooden objects.

**APPLICATION:** The primer can be applied by brush, roller or air spraying. Spraying viscosity: 25-30" acc. EN ISO 2431, DIN 4/20°C. Brush, roller viscosity: If needed dilute with conventional water. Immediately after use sealed containers and tools with clean water.



**CONSUMPTION:** 0,25 l/m<sup>2</sup> for two layers.

**SIZE:** 0,75 l / 5 l

**COLOUR RANGE:**



WHITE

**NEW  
design**



\*Shades are for information purposes only.

## AQUALUX metal primer



Anticorrosive coating for metal surfaces based on highquality water-soluble alkyd resin, anticorrosive pigments, fillers, additives and water. It is applied prior to application of AQUALUX TOPCOAT, finish coat for metal and wooden surfaces.

**APPLICATION:** AQUALUX METAL PRIMER serves as anticorrosive primer coat for steel surfaces which are partially or permanently exposed to normal weather influences. The primer can be applied by brush, roller or air spraying. Spraying viscosity: 25-30" acc. EN ISO 2431, DIN 4/20°C. Brush, roller viscosity: If needed dilute with conventional water. Immediately after use close the tin tight and wash tools with water.



**CONSUMPTION:** 0,25 l/m<sup>2</sup> for two layers.

**SIZE:** 0,75 l

**COLOUR RANGE:**



T201 RED



T202 GRAY

## AQUALUX lazor base



A basic wood coating intended for all types of wooden structures exposed to external influences, whose film with a biocidal active substance is protected from mould, fungi and algae. Contains <0.3% active substance - IPBC. It is used to protect objects that will be exposed to the weather, before applying AQUALUX LASUR.

On elements exposed to weather changes (windows, sheds, fences, etc.), it is mandatory as a bioprotective substrate in a system with AQUALUX LASUR.

On well-dried (max. 12% moisture) and thoroughly treated wood surfaces, it is applied by immersion, roller or brush, until the wood absorbs, on all sides of the protected elements. It is obligatory to protect the subsequently treated surfaces again. After drying for 2-3 hours, AQUALUX LASUR can be applied. Can be used in residential areas with good ventilation!



**OVERCOATING INTERVAL:** 2 - 3 h/20 °C, with 65 % relative humidity and good ventilation.

**CONSUMPTION:** 0,08-0,13 l/m<sup>2</sup> for one layer.

**SIZE:** 0,75 l / 5 l / 18 l

\*Shades are for information purposes only.



## AQUALUX topcoat



**NEW  
design**

AQUALUX TOPCOAT is a finish coating for wood and metal based on high-quality water-soluble acrylic resin, light-fast pigments, additives and water.

Before use, the topcoat should be mixed well! For optimal protection, the surface must be dry and free of dirt by sanding or detergent. For protection of wood before applying AQUALUX topcoat, it is recommended to apply AQUALUX primer for wood, and for protection of metal it is mandatory to apply AQUALUX primer for metal.

**APPLICATION:** AQUALUX TOPCOAT is applied with a brush, spray or roller, diluted with water in 2-3 layers. Compatibility with existing or other coatings other than those listed must first be checked on a smaller surface.



**OVERCOATING INTERVAL:** Minimum: 2 - 3 h/20 °C, with 65 % relative humidity and good ventilation.

**CONSUMPTION:** 0,25 l/m<sup>2</sup> for two layers.

**THINNER:** Clean water.

**SIZE:** 0,20 l / 0,75 l / 3 l

**COLOUR RANGE:**



\*Shades are for information purposes only.

## AQUALUX lazura



**NEW  
design**

A basic wood coating intended for all types of wooden structures exposed to external influences, whose film with a biocidal active substance is protected from mould, fungi and algae. Contains <0.3% active substance - IPBC. It is used to protect objects that will be exposed to the weather, before applying AQUALUX LASURE.

On elements exposed to weather changes (windows, sheds, fences, etc.), it is mandatory as a bioprotective substrate in a system with AQUALUX LASUR.

On well-dried (max. 12% moisture) and thoroughly treated wood surfaces, it is applied by immersion, roller or brush, until the wood absorbs, on all sides of the protected elements. It is obligatory to protect the subsequently treated surfaces again. After drying for 2-3 hours, AQUALUX LASUR can be applied. Can be used in residential areas with good ventilation!



**OVERCOATING INTERVAL:** 2 - 3 h/20 °C, with 65 % relative humidity and good ventilation.

**CONSUMPTION:** 0,08-0,13 l/m<sup>2</sup> for one layer.

**SIZE:** 0,75 l / 5 l / 18 l

**COLOUR RANGE:**



\*Shades are for information purposes only.



## AQUALUX strong



Waterbased topcoat based on acrylic resin for the protection and decoration of wooden surfaces with excellent covering power, with active substance for film protection against mould, yeast and algae and natural aging of wood. For interior and exterior use on wooden surfaces that will be subjected to a greater impact of moisture. It is used to paint new, previously painted or already treated wooden surfaces with fungicidal agents and wooden surfaces darkened over time, as well as for lightening dark shades of coatings.

**APPLICATION:** It is recommended to apply the product on a dry wood (maximum wood moisture 10%) due to better absorption in the wooden structure. The material is applied with brush, roller or by spray with water diluting if it is necessary. Water protection is mandatory for a minimum of 2 days after the application. Wet cleaning can be applied 2 weeks after application. Wash the tool immediately after working. If necessary, dilute the white shade product up to a maximum of 15%, and the tinted Aqualux strong up to a maximum of 5% due to the effect of the dilution on the shade.



**CONSUMPTION:** 0,10 l/m<sup>2</sup> for one layer.

**SIZE:** 0,8 l / 2,5 l / 9 l

## AQUALUX shabby chic



**NEW  
design**

AQUALUX SHABBY CHIC is a chalky paint based on acrylic polymer for decorating wooden surfaces and furniture in the "Shabby Chic" look.

**APPLICATION:** Apply the coating in different directions and thicknesses, depending on the desired final appearance, in one layer. Leave to dry for 1 hour, then gently sand the desired parts with fine sandpaper to make the substrate visible.



**DECORATION SUGGESTION:** Choose two different Aqualux Shabby Chic shades. Apply the first shade over the entire surface as a base that will be visible later. When it dries, apply a different, contrasting shade in different directions and coats. The interval between coats is 1 h. When the coating is dry, sand the desired parts of the surfaces (edges, prominent parts of the furniture) and then protect the surface with AQUALUX stain or AQUALUX varnish.

**CONSUMPTION:** 0,10 l/m<sup>2</sup> for one layer.

**SIZE:** 0,20 l / 0,75 l

**COLOUR RANGE:**




WHITE  
LACE




GREY  
MYSTERY




ROYAL  
CAMPAGNE



POWDER  
ROSE



MALAHIT  
GREEN



TURQUOISE  
STAR

\*Shades are for information purposes only.



## IV. FINALIT FACADE SYSTEM





## FINALTERM BASIC

Gray glue for gluing, spackling and reinforcing thermo-insulation panels of expanded and extruded polystyrene. Made based on natural mineral binder, fillers of 1.2 mm granulation and adequate additives.

### CHARACTERISTICS:

- Easily applied
- Great coverage
- Universal application

It is intended for decorative protection of façades and interior wall surfaces. Intended for gluing of thermo-insulation panels on concrete substrates, brick and extension plaster, and for placing reinforcing glass mesh on thermal insulation panels before applying the final decorative plaster in ETICS systems. Part of the FINALIT S and thermo-insulation systems. It can be used as a levelling layer on concrete surfaces, smoothing compounds, old and new mineral plasters, plywood panels, fiber-cement and gyps-cardboard boards.

**APPLICATION:** The glue is applied using a notched steel trowel or spatula along the edge of a thermal insulation panel in a 5 cm wide layer, with three drops of the glue, of 10-15 cm in diameter, applied in the middle of the panel. applied in the middle of the panel. The contact area between the panel and the base should be around 40-50% of the panel's surface area. The reinforcing is done so that a 2-3 mm layer of glue is applied onto thermal isolation panels with a notched steel trowel. Final armaturna staklena mrežica is pressed into the fresh compound with 10 cm overlaps and left to sit for 24 hours, after which another layer of glue is applied in order to achieve a finely coarse surface without grooves and other irregularities. The glue must dry completely. Finalgrund Uni primer is applied and after 24 hours, a thin layered, façade plaster of dispersive paint. Immediately after finishing the work, wash the tool with water. Immediately after finishing the work, wash the tool with water. When carrying out the work, comply with construction regulations. When making the ETICS system, follow the guidelines of the Croatian Association of Thermal Facade Systems Manufacturers (HUPFAS).

**CONSUMPTION:** Min. 10 kg/m<sup>2</sup> (gluing, reinforcing, and spackling) depending on the type of substrate and type of isolation material.

Levelling layer: 1-3 kg/m<sup>2</sup>  
 Gluing: 5-7 kg/m<sup>2</sup>  
 Reinforcing: 3-5 kg/m<sup>2</sup>  
 Double reinforcing: 4-6 kg/m<sup>2</sup>  
 Spackling: 1-2 kg/m<sup>2</sup>

**SIZE:** 25 kg



## FINALTERM BASIC white

White glue for gluing, spackling and reinforcing thermo-insulation panels of expanded and extruded polystyrene. Made based on natural mineral binder, fillers of 1.2 mm granulation and adequate additives.

### CHARACTERISTICS:

- Easily applied
- Great coverage
- Universal application

It is intended for decorative protection of façades and interior wall surfaces. Intended for gluing of thermo-insulation panels on concrete substrates, brick and extension plaster, and for placing reinforcing glass mesh on thermal insulation panels before applying the final decorative plaster in ETICS systems. Part of the FINALIT S and thermo-insulation systems. It can be used as a levelling layer on concrete surfaces, smoothing compounds, old and new mineral plasters, plywood panels, fiber-cement and gyps-cardboard boards.

**APPLICATION:** The glue is applied using a notched steel trowel or spatula along the edge of a thermal insulation panel in a 5 cm wide layer, with three drops of the glue, of 10-15 cm in diameter, applied in the middle of the panel. applied in the middle of the panel. The contact area between the panel and the base should be around 40-50% of the panel's surface area. The reinforcing is done so that a 2-3 mm layer of glue is applied onto thermal isolation panels with a notched steel trowel. Final armaturna staklena mrežica is pressed into the fresh compound with 10 cm overlaps and left to sit for 24 hours, after which another layer of glue is applied in order to achieve a finely coarse surface without grooves and other irregularities. The glue must dry completely. Finalgrund Uni primer is applied and after 24 hours, a thin layered, façade plaster of dispersive paint. Immediately after finishing the work, wash the tool with water. Immediately after finishing the work, wash the tool with water. When carrying out the work, comply with construction regulations. When making the ETICS system, follow the guidelines of the Croatian Association of Thermal Facade Systems Manufacturers (HUPFAS).

**CONSUMPTION:** Min. 10 kg/m<sup>2</sup> (gluing, reinforcing, and spackling) depending on the type of substrate and type of isolation material.

Levelling layer: 1-3 kg/m<sup>2</sup>  
 Gluing: 5-7 kg/m<sup>2</sup>  
 Reinforcing: 3-5 kg/m<sup>2</sup>  
 Double reinforcing: 4-6 kg/m<sup>2</sup>  
 Spackling: 1-2 kg/m<sup>2</sup>

**SIZE:** 25 kg





## FINALTERM S

Gray adhesive for gluing, spackling and reinforcing thermos-insulation panels of mineral rock wool, expanded and extruded polystyrene. Made based on natural mineral binder, fillers of 1.2 mm granulation and adequate additives.

### CHARACTERISTICS:

Easily applied  
Great coverage

It is intended for decorative protection of façades and interior wall surfaces. Intended for gluing of thermos-insulation panels on concrete substrates, brick and extension plaster, and for placing reinforcing glass mesh on thermal insulation panels before applying the final decorative plaster in ETICS systems. Part of the FINALIT S and FINALIT MV thermos-insulation systems. It can be used as a levelling layer on concrete surfaces, smoothing compounds, old and new mineral plasters, plywood panels, fiber-cement and gypsum-cardboard and other.

**APPLICATION:** The glue is applied using a notched steel trowel or spatula along the edge of a thermal insulation panel in a 5 cm wide layer, with three drops of the glue, of 10-15 cm in diameter, applied in the middle of the panel 10- 15 cm. The contact area between the panel and the base should be around 40-50% of the panel's surface area. For panels made of mineral rock wool, a thin contact layer must be applied beforehand in order to reduce the dustiness of the panel and facilitate the application of thicker glue. When installing the mineral wool lamella, the glue is applied over the entire surface with a non-toothed steel trowel. The reinforcing is done so that a 2-3 mm layer of glue is applied onto thermal isolation panels with a notched steel trowel. Final armatura staklena mrežica is pressed into the fresh compound with 10 cm overlaps and left to sit for 24 hours, after which another layer of glue is applied in order to achieve a finely coarse surface without grooves and other irregularities. A glass mash with 10 cm overlaps is pressed into the glue and it is levelled to a fine roughness without ridges. The glue must dry completely. Finalgrund Uni primer is applied and after 24 hours, pasty façade plaster of dispersive paint. Immediately after finishing the work, wash the tool with water. When carrying out the work, comply with construction regulations. When making the ETICS system, follow the guidelines of the Croatian Association of Thermal Facade Systems Manufacturers (HUPFAS).

**CONSUMPTION:** Min. 10 kg/m<sup>2</sup> (gluing, reinforcing, and spackling) depending on the type of substrate and type of isolation material.

Levelling layer: 1-2 kg/m<sup>2</sup>  
Gluing: 5-8 kg/m<sup>2</sup>  
Reinforcing: 3-5 kg/m<sup>2</sup>  
Double reinforcing: 4-6 kg/m<sup>2</sup>  
Spackling: 1-2 kg/m<sup>2</sup>

**SIZE:** 25 kg



## FINALTERM S white

White adhesive for gluing, spackling and reinforcing thermal-insulation panels of expanded and extruded polystyrene. Made based on natural mineral binder, fillers of 1.2 mm granulation and adequate additives.

### CHARACTERISTICS:

Easily applied  
Great coverage

It is intended for decorative protection of façades and interior wall surfaces. Intended for gluing of thermal insulation panels on concrete substrates, brick and extension plaster, and for placing reinforcing glass mesh on thermal insulation panels before applying the final decorative plaster in ETICS systems. Part of the FINALIT S and FINALIT MV thermal insulation systems. It can be used as a levelling layer on concrete surfaces, smoothing compounds, old and new mineral plasters, plywood panels, fiber-cement and gypsum-cardboard and other.

**APPLICATION:** The glue is applied using a notched steel trowel or spatula along the edge of a thermal insulation panel in a 5 cm wide layer, with three drops of the glue, of 10-15 cm in diameter, applied in the middle of the panel 10- 15 cm. The contact area between the panel and the base should be around 40-50% of the panel's surface area. For panels made of mineral rock wool, a thin contact layer must be applied beforehand in order to reduce the dustiness of the panel and facilitate the application of thicker glue. When installing the mineral wool lamella, the glue is applied over the entire surface with a non-toothed steel trowel. The reinforcing is done so that a 2-3 mm layer of glue is applied onto thermal isolation panels with a notched steel trowel. Final armatura staklena mrežica is pressed into the fresh compound with 10 cm overlaps and left to sit for 24 hours, after which another layer of glue is applied in order to achieve a finely coarse surface without grooves and other irregularities. A glass mash with 10 cm overlaps is pressed into the glue and it is levelled to a fine roughness without ridges. The glue must dry completely. Finalgrund Uni primer is applied and after 24 hours, pasty façade plaster of dispersive paint. Immediately after finishing the work, wash the tool with water. When carrying out the work, comply with construction regulations. When making the ETICS system, follow the guidelines of the Croatian Association of Thermal Facade Systems Manufacturers (HUPFAS).

**CONSUMPTION:** Min. 10 kg/m<sup>2</sup> (gluing, reinforcing, and spackling) depending on the type of substrate and type of isolation material.

Levelling layer: 1-2 kg/m<sup>2</sup>  
Gluing: 5-8 kg/m<sup>2</sup>  
Reinforcing: 3-5 kg/m<sup>2</sup>  
Double reinforcing: 4-6 kg/m<sup>2</sup>  
Spackling: 1-2 kg/m<sup>2</sup>

**SIZE:** 25 kg





## FINALTERM SF fiber

Gray adhesive for gluing, spackling and reinforcing thermal-insulation panels of expanded and extruded polystyrene. Made based on natural mineral bindings, fillers 1.2 mm granulation, adequate additives and polypropylene fibers.

### CHARACTERISTICS:

- Easily applied
- Great coverage
- Polypropylene fibers

It is intended for decorative protection of façades and interior wall surfaces. Intended for gluing of thermos-insulation panels on concrete substrates, brick and extension plaster, and for placing reinforcing glass mesh on thermal insulation panels before applying the final decorative plaster in ETICS systems. Part of the FINALIT S and FINALIT MV thermos-insulation systems. It can be used as a levelling layer on concrete surfaces, smoothing compounds, old and new mineral plasters, plywood panels, fiber-cement and gypsum-cardboard and other.

**APPLICATION:** The glue is applied using a notched steel trowel or spatula along the edge of a thermal insulation panel in a 5 wide layer, with three drops of the glue, of 10-15 cm in diameter, applied in the middle of the panel 10-15 cm. The contact area between the panel and the base should be around 40-50% of the panel's surface area. For panels made of mineral rock wool, a thin contact layer must be applied beforehand in order to reduce the dustiness of the panel and facilitate the application of thicker glue. When installing the mineral wool lamella, the glue is applied over the entire surface with a non-toothed steel trowel. The reinforcing is done so that a 2-3 mm layer of glue is applied onto thermal isolation panels with a notched steel trowel. Final armaturna staklena mrežica is pressed into the fresh compound with 10 cm overlaps and left to sit for 24 hours, after which another layer of glue is applied in order to achieve a finely coarse surface without grooves and other irregularities. A glass mash with 10 cm overlaps is pressed into the glue and it is levelled to a fine roughness without ridges. The glue must dry completely. Finalgrund Uni primer is applied and after 24 hours, a pasty, façade plaster of dispersive paint. Immediately after finishing the work, wash the tool with water. When carrying out the work, comply with construction regulations. When making the ETICS system, follow the guidelines of the Croatian Association of Thermal Facade Systems Manufacturers (HUPFAS).

**CONSUMPTION:** Min. 10 kg/m<sup>2</sup> (gluing, reinforcing, and spackling) depending on the type of substrate and type of isolation material.

Levelling layer: 1-2 kg/m<sup>2</sup>  
 Gluing: 5-8 kg/m<sup>2</sup>  
 Reinforcing: 3-5 kg/m<sup>2</sup>  
 Double reinforcing: 4-6 kg/m<sup>2</sup>  
 Spackling: 1-2 kg/m<sup>2</sup>

**SIZE:** 25 kg



## FINALTERM LW

White adhesive for gluing, spackling and reinforcing thermal-insulation panels of expanded and extruded polystyrene. Made based on natural mineral bindings, fillers 1.2mm granulation, adequate additives, polypropylene fibers and light additives.

### CHARACTERISTICS:

- Easily applied
- Great coverage
- Light additives
- Polypropylene fibers
- Universal application

It is intended for decorative protection of façades and interior wall surfaces. Intended for gluing of thermos-insulation panels on concrete substrates, brick and extension plaster, and for placing reinforcing glass mesh on thermal insulation panels before applying the final decorative plaster in ETICS systems. Part of the FINALIT S and FINALIT MV thermos-insulation systems. It can be used as a levelling layer on concrete surfaces, smoothing compounds, old and new mineral plasters, plywood panels, fiber-cement and gypsum-cardboard and other.

**APPLICATION:** The glue is applied using a notched steel trowel or spatula along the edge of a thermal insulation panel in a 5 wide layer, with three drops of the glue, of 10-15 cm in diameter, applied in the middle of the panel 10-15 cm. The contact area between the panel and the base should be around 40-50% of the panel's surface area. For panels made of mineral rock wool, a thin contact layer must be applied beforehand in order to reduce the dustiness of the panel and facilitate the application of thicker glue. When installing the mineral wool lamella, the glue is applied over the entire surface with a non-toothed steel trowel. The reinforcing is done so that a 2-3 mm layer of glue is applied onto thermal isolation panels with a notched steel trowel. Final armaturna staklena mrežica is pressed into the fresh compound with 10 cm overlaps and left to sit for 24 hours, after which another layer of glue is applied in order to achieve a finely coarse surface without grooves and other irregularities. The glue can be applied in a thickness of about 5-8 mm, spread evenly with a notched steel trowel with wider teeth (12-16 mm), after which the surface is serrated with the toothed side of the trowel (to achieve a suitable thickness of the reinforcement layer). A glass mash with 10 cm overlaps is pressed into the glue and it is levelled to a fine roughness without ridges. The glue must dry completely. Finalgrund Uni primer is applied and after 24 hours, a pasty, façade plaster of dispersive paint. Immediately after finishing the work, wash the tool with water. When carrying out the work, comply with construction regulations. When making the ETICS system, follow the guidelines of the Croatian Association of Thermal Facade Systems Manufacturers (HUPFAS).

**CONSUMPTION:** (gluing, reinforcing, and spackling) depending on the type of substrate and type of isolation material.

Levelling layer: 1-2 kg/m<sup>2</sup>  
 Gluing: 5-7 kg/m<sup>2</sup>  
 Reinforcing: 3-5 kg/m<sup>2</sup>  
 Double reinforcing: 4-6 kg/m<sup>2</sup>  
 Spackling: 1-2 kg/m<sup>2</sup>

**SIZE:** 25 kg





## FINAL GRUND uni



TOP MIX

Universal basecoat for all types of surfaces. It is used before applying all decorative paste plasters. The coating reduces the water absorption of the substrate, evens out the unevenly absorbing substrate and binds dust and other weakly binding parts that could not be removed by cleaning. Improves the adhesion of the final layer to substrates that are smooth and poorly absorbent.

**APPLICATION:** It is an integral part of the FINALIT S and FINALIT MV systems for external thermal insulation where it has a role as a primer before applying decorative paste plasters. It is used for various mineral substrates: lime-cement and gypsum plasters, foundation plasters of thermal insulation systems, concrete, gypsum-cardboard and fiber-cement boards and well-accepted coatings of dispersion paints. Not suitable for lime plasters and surfaces painted with oil and alkyd coatings.



**CONSUMPTION:** 0,15 - 0,20 kg/m<sup>2</sup> for one layer, depending on the absorbency of the substrate, determine the exact consumption by creating a test area on the surface.

**SIZE:** 5 kg / 18 kg

## FINAL GRUND fiber



TOP MIX

Basecoat based on acrylic binder with fibers for all types of substrates. Suitable for coating of façades with thready cracks, unevenly rough substrates before painting with micro-reinforced and other colours or before applying decorative façade plasters. The coatings cover cracks up to 0,3 mm wide, reduces water absorption of the substrate, evens out an uneven absorption substrate, paints the substrate and binds dust and other weakly bonded parts that could not be removed by cleaning. Improves the setting of the top layer on substrates that are smooth and of low absorption.

**APPLICATION:** It is used for different mineral substrates, lime-cement plasters and gypsum-cardboards, base plaster in thermal insulation systems, concrete, fiber-cement and gyps-cardboard boards and well-applied dispersive paints. It is not suitable for lime plasters and surfaces painted with oil and acrylic coatings. The optimal effect of covering cracks is achieved by using in the FASENA fiber and FASENA elastic paint system.



**CONSUMPTION:** 0,20 - 0,50 kg/m<sup>2</sup> for one layer, depending on the dilution, absorption of the substrate and the width of the cracks. Determine the exact coverage of the coating by applying a test field on the object.

**SIZE:** 18 kg

## FINALPLAST



Decorative plaster of smooth structure based on acrylic binders and multicoloured marble granulates. It is intended for decorative protection of external and interior wall surfaces, most often retaining walls. Water-repellent, washable and resistant to UV rays and weathering.




It is intended for decorative protection of external and interior wall surfaces, most often retaining walls. Applicable on concrete surfaces, levelling compounds, new and old mineral plasters etc. It is not applied to permanently wet substrates, substrates below ground level, floors or any horizontal surfaces. It is not suitable for pure lime and thermal insulation plasters.



**CONSUMPTION:** 4,2 kg/m<sup>2</sup>, depending on the dilution, absorption of the substrate and the width of the cracks. Determine the exact coverage of the coating by applying a test field on the object.

**SIZE:** 25 kg

**COLOUR RANGE:**



**NEW SHADES**

\*Shades are for information purposes only.



# FINAL acrylic plaster

Pasty decorative acrylic binder based plaster available in smooth and trowelled structure. It is water-repellent, UV and weather resistant with special additives that protect it from algae and mould.

## CHARACTERISTICS:

- Easy treatment
- Low water absorption
- Dry film protection from algae and fungi
- Great coverage
- For manual or mechanical treatment



**APPLICATION:** It is intended for decorative protection of façades and interior wall surfaces. Part of the FINALIT S and FINALIT MV thermal insulation systems. It can be used on concrete surfaces, smoothing compounds, old and new mineral plasters, plywood panels, fiber-cement and gyps-cardboard boards. Not suitable for horizontal surfaces that maintain water. It is not suitable for horizontal surfaces where water remains, for wooden and metal surfaces and for surfaces painted with oil and alkyd coatings.



## CONSUMPTION - smoothed:

- AZG 1,0 mm - 1,5 kg/m<sup>2</sup>
- AZG 1,5 mm - 2,2 kg/m<sup>2</sup>
- AZG 2,0 mm - 2,9 kg/m<sup>2</sup>
- AZG 2,5 mm - 3,5 kg/m<sup>2</sup>
- AZG 3,0 mm - 4,1 kg/m<sup>2</sup>

## CONSUMPTION - trowelled:


- AZR 1,5 mm - 2,1 kg/m<sup>2</sup>
- AZR 2,0 mm - 2,5 kg/m<sup>2</sup>
- AZR 2,5 mm - 3,3 kg/m<sup>2</sup>

The exact coverage depends on the properties of the substrate and on the finishing technique (the exact coverage must be determined by making of test filed on the object).


**SIZE:** 25 kg

## STRUCTURE:

- smooth:



- trowelled:



# FINAL silicate plaster

Pasty decorative top plaster based on potassium water glass available in smooth and trowelled structure. It is vapor permeable, UV and weather resistant with special additives that protect it from algae and mould.

## CHARACTERISTICS:

- Easy treatment
- Vapor permeable
- Dry film protection from algae and fungi
- Great coverage
- For manual or mechanical treatment



**APPLICATION:** It is intended for decorative protection of façades and interior wall surfaces. Part of the FINALIT S and FINALIT MV thermal insulation systems. It can be used on concrete surfaces, smoothing compounds, old and new mineral plasters, plywood panels, fiber-cement and gyps-cardboard boards. Not suitable for horizontal surfaces that maintain water. It is not suitable for horizontal surfaces where water remains, for wooden and metal surfaces and for surfaces painted with oil and alkyd coatings.



## CONSUMPTION - smoothed:

- SZG 1,0 mm - 1,5 kg/m<sup>2</sup>
- SZG 1,5 mm - 2,2 kg/m<sup>2</sup>
- SZG 2,0 mm - 2,9 kg/m<sup>2</sup>
- SZG 2,5 mm - 3,5 kg/m<sup>2</sup>
- SZG 3,0 mm - 4,1 kg/m<sup>2</sup>

## CONSUMPTION - trowelled:


- SZR 1,5 mm - 2,1 kg/m<sup>2</sup>
- SZR 2,0 mm - 2,5 kg/m<sup>2</sup>
- SZR 2,5 mm - 3,3 kg/m<sup>2</sup>

The exact coverage depends on the properties of the substrate and on the finishing technique (the exact coverage must be determined by making of test filed on the object).


**SIZE:** 25 kg

## STRUCTURE:

- smooth:



- trowelled:





# FINAL silikone plaster

Pasty decorative silicone binder based top plaster available in smooth and trowelled structure. It is water-repellent, UV and weather resistant with special additives that protect it from algae and mould.

## CHARACTERISTICS:

- Easy treatment
- Low water absorption
- Dry film protection from algae and fungi
- Great coverage
- For manual or mechanical treatment



**APPLICATION:** It is intended for decorative protection of façades and interior wall surfaces. Part of the FINALIT S and FINALIT MV thermal insulation systems. It can be used on concrete surfaces, smoothing compounds, old and new mineral plasters, plywood panels, fiber-cement and gyps-cardboard boards. Not suitable for horizontal surfaces that maintain water. It is not suitable for horizontal surfaces where water remains, for wooden and metal surfaces and for surfaces painted with oil and alkyd coatings.



## CONSUMPTION - smoothed:

- NZG 1,0 mm - 1,5 kg/m<sup>2</sup>
- NZG 1,5 mm - 2,2 kg/m<sup>2</sup>
- NZG 2,0 mm - 2,9 kg/m<sup>2</sup>
- NZG 2,5 mm - 3,5 kg/m<sup>2</sup>
- NZG 3,0 mm - 4,1 kg/m<sup>2</sup>

## CONSUMPTION - trowelled:


- NZR 1,5 mm - 2,1 kg/m<sup>2</sup>
- NZR 2,0 mm - 2,5 kg/m<sup>2</sup>
- NZR 2,5 mm - 3,3 kg/m<sup>2</sup>

The exact coverage depends on the properties of the substrate and on the finishing technique (the exact coverage must be determined by making of test filed on the object).


**SIZE:** 25 kg

## STRUCTURE:

- smooth:



- trowelled:



# FINAL SI-SI plaster

Pasty decorative acrylic binder based plaster available in smooth and trowelled structure. It is water-repellent, UV and weather resistant with special additives that protect it from algae and mould.

## CHARACTERISTICS:

- Easy treatment
- Low water absorption
- Dry film protection from algae and fungi
- Great coverage
- For manual or mechanical treatment



**APPLICATION:** It is intended for decorative protection of façades and interior wall surfaces. Part of the FINALIT S and FINALIT MV thermal insulation systems. It can be used on concrete surfaces, smoothing compounds, old and new mineral plasters, plywood panels, fiber-cement and gyps-cardboard boards. It is not suitable for horizontal surfaces where water remains, for wooden and metal surfaces and for surfaces painted with oil and alkyd coatings.



## CONSUMPTION - smoothed:

- ZG 1,0 mm - 1,5 kg/m<sup>2</sup>
- ZG 1,5 mm - 2,2 kg/m<sup>2</sup>
- ZG 2,0 mm - 2,9 kg/m<sup>2</sup>

## CONSUMPTION - trowelled:


- ZR 1,5 mm - 2,1 kg/m<sup>2</sup>
- ZR 2,0 mm - 2,5 kg/m<sup>2</sup>

The exact coverage depends on the properties of the substrate and on the finishing technique (the exact coverage must be determined by making of test filed on the object).


**SIZE:** 25 kg

## STRUCTURE:

- smooth:



- trowelled:





# FINAL nano premium plaster

Pasty decorative top plaster based on potassium water glass, available in a smoothed and trowelled structure, not susceptible to soiling. It is water-repellent, UV and weather resistant with special additives that protect it from algae and mould.

## CHARACTERISTICS:

- Easy treatment
- Not susceptible to soiling
- Highly vapour-permeable
- Reduces development of algae and fungi
- Great coverage
- For manual or mechanical treatment

**APPLICATION:** It is intended for decorative protection of façades and interior wall surfaces. Part of the FINALIT S and FINALIT MV thermal insulation systems. It can be used on concrete surfaces, smoothing compounds, old and new mineral plasters, plywood panels, fiber-cement and gyps-cardboard boards. It is not suitable for horizontal surfaces where water remains, for wooden and metal surfaces and for surfaces painted with oil and alkyd coatings.



## CONSUMPTION - smoothed:

ZG 1,5 mm - 2,2 kg/m<sup>2</sup>  
ZG 2,0 mm - 2,9 kg/m<sup>2</sup>

## CONSUMPTION - trowelled:

ZR 2,0 mm - 2,5 kg/m<sup>2</sup>


The exact coverage depends on the properties of the substrate and on the finishing technique (the exact coverage must be determined by making of test filed on the object).

**SIZE:** 25 kg




## STRUCTURE:

- smooth:



- trowelled:



# FINAL glitter

Decorative finishing glass beads for façades with glitter effect and metallic shine. The desired effect depends on individual wishes, a simple installation achieves a final decorative finish appearance of the façade.

## CHARACTERISTICS:

- Shimmering glass
- Metallic sheen
- Unique look
- Highly resistant to weather conditions
- Simple installation

**APPLICATION:** Used only for external surfaces. It is applied on dark and light shades of plaster and on all types of plaster except silicate plasters. It may also be installed on freshly applied layer of façade paint (such as FASENA elastic, FASENA fibre). It is not recommended for application on smooth or dry surfaces. FINAL GLITTER is not recommended for use in places where direct contact with persons is possible or in narrow passages.

It is applied by a spraying device (e.g. Airless, following the instructions of the device manufacturer). FINAL GLITTER is blown with a circular even movements into freshly applied plaster or façade paint depending on the desired appearance. When applying the product, it is necessary to use protective equipment (safety glasses, respiratory protection, protective gloves).



Air compressor: min. 400 l/min.

Air output power: pressure approx. 4.0 bar.

Jet size: 3 times larger than the beads (up to 1 mm).


Distance from wall: approx. 40 - 60 cm.

When performing the works, comply with the valid construction standards.

**CONSUMPTION:** Depending on the wanted effect, 0,10 - 0,25 kg/m<sup>2</sup>.

**SIZE:** 8 kg

## STRUCTURE:





## V. SPECIAL USE PRODUCTS



## KEMEPOX AQUA



Two component water-dilutable coating based on epoxy resin. Prevents the penetration of harmful substances and water. It's intended to protect heavily loaded, new and old, concrete substrates.

**FIELD OF USE:** It is suitable for protection and decoration of concrete surfaces, mineral wall surfaces, for finishing concrete substrates where greater mechanical resistance is required, decorative protection in craft workshops, laundries and warehouses. It is used as a protective decorative coating on concrete linings of tunnels, underground structures, etc. Resistant to temperature variations and no bubbles formig.

**SUBSTRATE PREPARATION:** The substrate must be completely dry, smooth, clean, free of loose parts, dust, grease stains, mold and other foreign substances and with a maximum moisture content of 3.5%. Before each painting, the substrate must be inspected and it's condition determined. All loose parts of the substrate and old coatings should be removed. The resulting unevenness, depending on their depth, fill with suitable plasters or levelling compounds.

Substrates infected with algae and fungi should be cleaned with a cloth or brush and a solution of universal cleaning agents or by using high-pressure washers (adjust the water pressure and spray angle so that the facade is not damaged). After drying, treat with biocide solution Algenon or Algenon Plus. Wash greasy and heavily soiled parts with solution of potassium soap. The concrete base must be at least one month old. We recommend impregnating the substrates with Kemepox Aqua epoxy impregnation to reduce and even out the absorbency of the substrate.

**MATERIAL PREPARATION AND APPLICATION:** Before use, mix the Kemepox aqua in the original packaging with a slow rotating mixer (stir Kemopox aqua in it's original packaging and stir hardener for Kemepox aqua in it's original packaging). Prepare the epoxy coating by adding Kemepox aqua hardener to Kemepox aqua and mix the mixture for 2-3 minutes. If necessary, dilute with water to the desired consistency for application, maximum 10%. Mix only the amount of paint that is sufficient for a single coating of the area that can be painted within approx. 1.5 h. Different production batches, as well as products tinted in the Top Mix system, must be cross mixed before use.

Kemepox aqua is applied with paint brush, paint roller (fibre length between 18-20 mm) or airless spray in two layers. When using a roller use a suitable paint roller net. The second layer is applied only when the previous one is completely dry (approx. 4-6 h). For spray application of the material, use high-pressure devices, without filters, with nozzles in accordance with the device manufacturer's instructions. Spray the material at a 45 ° angle, followed by a roller to achive final apperance. In order to avoid visible points of connection and traces of the roller or brush, we recommend applying it "wet on wet", without interruption from one extreme end of the surface to the other. Subsequent repairs are not allowed. Additional paint correction during the application is not allowed (dilution, addition of colorants, etc.).



**CONSUMPTION:** 0,20 - 0,45 kg/m<sup>2</sup> for two layers, depending on the absorbency and roughness of the substrate. Determine the exact consumption of the coating by making a test field on the object.

**SIZE:** 5 kg / 15 kg

## DISPERVAN PRO



Acrylate paint for decorative protection of all loaded concrete surfaces from harmful substances and atmospheric conditions. The paint is resistant to alkaline substances and UV rays and covers surface cracks smaller than 0.1 mm.

**APPLICATION:** It is used for the protection and decoration of all types of concrete and façade surfaces (plaster, tunnel linings, garages etc.) as well as for the restoration of old coatings of waterbased paint. It is intended for the protection of old and new surfaces from aggressive environmental influences such as high temperature fluctuations, aggressive impact of precipitation, aggressive impact of smog in city centres, salt spray and for the protection against the penetration of harmful gases.

**CONSUMPTION:** 0,20 l/m<sup>2</sup> for two layers, depending on the absorbency and roughness of the substrate, determine the exact consumption by creating a test area on the surface.

**SIZE:** 15 l





## **VI. THIN-LAYER HORIZONTAL ROAD MARKING**





# EKOSIGNOL



**NEW  
design**

EKOSIGNOL paint for thin-layer horizontal road marking is a homogeneous, air-drying acrylic coating with fast drying, good elasticity and coverage, excellent adhesion to any road surface and resistance against traffic caused decaying. EKOSIGNOL fully satisfies the strict requirements for environmental protection determined by the "Technical conditions for works on the implementation of horizontal road marking" (Hrvatske ceste and IGH, Zg 1993) under point A.1.1. ("Colour Quality Conditions").

**APPLICATION:** EKOSIGNOL is used for the production of thin-layer road markings and horizontal signalization. The surface on which the paint is applied must be dry, clean, free of dust, salt and oil residues.



**MATERIAL PREPARATION AND APPLICATION:** EKOSIGNOL paint is applied by pneumatic spraying, manual or automatic devices. When working with paint, the use of goggles, protective gloves and an aerosol mask is mandatory. Handle paint as a highly flammable material!

Glass beads for night visibility are applied by sprinkling on wet paint - 5 seconds after applying the paint.

**Bead consumption:**

400 g/m<sup>2</sup> - with Ekosignol coating thickness of 400 µm wet film (Type I)

480 g/m<sup>2</sup> - with Ekosignol coating thickness of 600 µm wet film (Type II)

Immediately after finishing work, wash the tool with Ekosignol Thinner.

**COVERAGE:**

1.8 - 2 m<sup>2</sup>/l for 300 µm dry film thickness (cca. 560 µm wet film thickness) - horizontal road marking

4 - 5 m<sup>2</sup>/l concrete horizontal surfaces, garages, depending on the roughness of the surface

**THINNER:** EKOSIGNOL thinner.

**SIZE:** 0,75 l / 5 l / 18 l

**COLOUR RANGE:**



YELLOW




WHITE



TOP MIX

\*Shades are for information purposes only.





## VII. PROTECTION OF FACADES





## SIMPRA universal primer



Universal dispersive impregnation based on aqueous emulsion of polymeric binders. It penetrates deep into the substrate and binds poorly bound particles. It helps to consolidate and even out the absorbency of the substrate and improves the adhesion of dispersive paints and leveling compounds for interior, exterior walls and concrete.

**APPLICATION:** Used as a primer for all types of mineral substrates before painting with interior paints and facade surfaces, before smoothing interior wall surfaces or applying most construction mortar.



**CONSUMPTION:** 0,05 l/m<sup>2</sup> based on a 1:3 dilution for one layer, depending on the absorbency and roughness of the substrate. Determine the exact consumption by creating a test area on the surface.

**THINNER:** Clean water.

**SIZE:** 1 l / 3 l / 5 l / 15 l

## SIMPRA silikat primer



Impregnation based on aqueous dispersion of acrylate copolymer and alkaline silicates. It penetrates deep into the substrate and connects weakly bound particles and evens out the absorbency of the substrate.

**APPLICATION:** Used to impregnate surfaces on which Fasena silicate will be applied. It can be applied to all types of new and old mineral substrates. The substrate must be at least 28 days old!



**CONSUMPTION:** 0,03–0,10 l/m<sup>2</sup> for one layer depending on the absorbency and roughness of the substrate. Determine the exact consumption by creating a test area on the surface.

**SIZE:** 5 l / 15 l

## SIMPRA silikon primer



Based on an aqueous emulsion of silicone resins.

**APPLICATION:** Used to decrease the absorbency of mineral substrates while at the same time connecting the particles of the substrate and creating hydrophobicity, most often on external surfaces before coating with silicone facade paint Fasena silicone. Suitable for all types of mineral substrates (lime, lime-cement or cement plasters, concrete, gypsum-boards and fibre-cement panels). Unsuitable substrates are stone, wood and plastic.



**CONSUMPTION:** 0,03–0,10 l/m<sup>2</sup> based on a 1:1 dilution, depending on the absorbency and roughness of the substrate. Determine the exact consumption by creating a test area on the surface.

**THINNER:** Clean water.

**SIZE:** 1 l / 5 l

## SIMPRA nano primer



Nano-deep impregnation based on water-dilutable acrylic resins with penetrating and consolidating properties. It penetrates deeply, evens out and strengthens the substrate and protects it from the penetration of atmospheric influences. It helps to strengthen and even out the absorbency of the substrate and improves the adhesion of dispersive paints for interior and exterior walls and concrete surfaces. The dried coating is colourless, does not create a film or gloss.

**APPLICATION:** It is used on external surfaces with high absorbency, concrete, carbonized lime, lime-cement and cement plasters, for substrates that have not been completely sprayed by cleaning, and on which the application of acrylate or silicone paint is planned, and.e. the installation of thin-layer decorative acrylate is planned or silicone plasters. It is suitable for substrates on which facade compounds for leveling and reinforcement will be applied, which are enriched with polymer binders. It is not suitable for use as a primer under silicate coatings.



**CONSUMPTION:** 0,08–0,10 l/m<sup>2</sup> based on a 1:1 dilution, depending on the absorbency and roughness of the substrate. Determine the exact consumption by creating a test area on the surface.

**THINNER:** Clean water.

**SIZE:** 5 l / 15 l



## SIMPRA haftgrund primer



Pigmented primer with a very high coverage, for interior walls which will be finished with dispersive or dispersive-silicate paints.

**APPLICATION:** Suitable for surfaces made of gypsum boards, concrete as well as poorly absorbent mineral plasters and gypsum boards. It binds firmly to the substrate and enables better bonding of the final coating. Simpra Haftgrund can be used as a primer in a system with all dispersive coatings made from Chromos-Svjetlost d.o.o., and is particularly suitable with products: Latex Biosilikat MATTE, Kemopol Premium Biosilikat, Kemopol Plus Biosilikat.



**CONSUMPTION:** 0,20 l/m<sup>2</sup>, depending on the absorbency and roughness of the substrate.

**THINNER:** Clean water.

**SIZE:** 5 l / 15 l

## BRAVO primer 1:5



Universal impregnation based on an aqueous emulsion of polymer binders.

**APPLICATION:** Used on various types of interior and facade wall surfaces, in industrial buildings, residential and commercial buildings.



**CONSUMPTION:** 0,03-0,04 l/m<sup>2</sup>, based on a 1:5 dilution, depending on the absorbency and roughness of the substrate. The exact consumption can be determined by making a test area on the surface.

**THINNER:** Clean water.

**SIZE:** 1 l / 5 l





## DISPERVAN



TOP MIX

DISPERVAN is water-based polymer binder emulsion facade paint with added pigments, fillers and additives. Easy to apply, features good adhesion to surface, resistance to wear, medium resistance to weather, light- and alkali-resistance and water vapour permeability.

**APPLICATION:** Suitable for decorative protection of smooth and evenly rough facade surfaces such as classic lime-cement plasters (at least 2-3 weeks old), fiber-cement boards, facade bricks, etc. It is possible to apply on old well-accepted acrylic, silicate and silicone coatings and on decorative plasters of all kinds.



**CONSUMPTION:** 0,20 l/m<sup>2</sup> for two layers, depending on the absorbency and roughness of the substrate, determine the exact consumption by creating a test area on the surface.

**THINNER:** Clean water.

**SIZE:** 0,75 l / 2 l / 3 l / 5 l / 15 l

## BRAVO FAS



TOP MIX

A dispersive facade paint made of high-quality polymer binder and light resistant pigments. It has excellent adhesive properties, is resistant to effects of weather, alkali, salt and industrial gases. It is water vapour permeable and light resistant.

**APPLICATION:** Suitable for decorative protection of smooth and evenly rough facade surfaces such as classic lime-cement plasters, fiber-cement boards, facade bricks, etc. It is also possible to apply on old well-accepted acrylic, silicate and silicone coatings and on decorative pasty plasters of all kinds.



**CONSUMPTION:** 0,20 l/m<sup>2</sup> for two layers, depending on the absorbency and roughness of the substrate. Accurate consumption can be determined by measuring consumption of large test surface area.

**THINNER:** Clean water.

**SIZE:** 2 l / 5 l / 10 l / 15 l





## FASENA akril



An acrylic dispersive facade paint based on high-quality polymer binders and UV stable pigments. It has excellent adhesion, resistance to atmospheric conditions, alkalis, salts and industrial gases. It is vapor permeable and light resistant.

**APPLICATION:** Suitable for the decorative protection of smooth and uniformly rough facade surfaces such as classic lime-cement plasters, fiber-cement boards, facade bricks, etc. It can also be applied to old well-accepted acrylic, silicate and silicone coatings and to decorative pasty plasters of all types.



**CONSUMPTION:** 0,20 l/m<sup>2</sup> for two layers, depending on the absorbency and roughness of the substrate, determine the exact consumption by creating a test area on the surface.

**THINNER:** Clean water.

**SIZE:** 0,75 l / 2 l / 3 l / 5 l / 10 l / 15 l

## FASENA silikat



High-coverage silicate facade paint made of high-quality acrylic binder, UV-stable pigments, alkaline water glass and water-repellent additives. The silicate binder prevents salting out of carbonates on the surface, and the original appearance of the shade is maintained for a longer time. Silicate paints chemically react with the substrate, creating a water-repellent coating with a high degree of vapor permeability that allows the substrate to "breathe". It is easy to apply, covers well, and is extremely resistant to weathering and UV radiation. Fasena Silikat has a low tendency to get dirty.


**APPLICATION:** Suitable for the decorative protection of old and new mineral plasters and for the restoration of old silicate coatings. It must not be used to protect gypsum substrates. It is particularly suitable for the protection of old cultural monuments, old silicate coatings and organic substrates. It is also used for coating precious mineral surfaces, new and old limestone surfaces.



**CONSUMPTION:** 0,20 l/m<sup>2</sup> for two layers, depending on the absorbency and roughness of the substrate, determine the exact consumption by creating a test area on the surface.

**THINNER:** Clean water.

**SIZE:** 5 l / 15 l





## FASENA fiber



TOP MIX

## FASENA elastic



TOP MIX

Micro-reinforced facade acrylic paint. It is alkaline resistant, water repellent and UV stable and contains dry film protection. It is stable in all weather conditions. It is easy to apply, adheres well to the substrate and is resistant to wear.

**APPLICATION:** Used for painting solid and rougher plastered facade surfaces and for painting plastered surfaces with visible cracks up to 0.3 mm. It is also used for the restoration of old concrete surfaces. It is possible to apply it to well-accepted old acrylic, silicone and silicate paints and to all types of decorative plasters.



**CONSUMPTION:** 0,25-0,40 l/m<sup>2</sup> for two layers, depending on the absorbency and roughness of the substrate, determine the exact consumption by creating a test area on the surface.

**THINNER:** Clean water.

**SIZE:** 5 l / 15 l

Waterproof, elastic facade paint based on aqueous acrylic dispersion and silicone additives. The dry coating film is highly elastic and water-repellent. The application creates a film with a thickness of 0.5 to 1 mm that enables the bridging of cracks up to 0.3 mm wide, and its elasticity enables the repair of both active and inactive microcracks. The paint has a double cross-linking system, and in addition to normal cross-linking during drying, it also cross-links on UV radiation, which gives a low tendency to soiling. Thanks to the special materials used to make the paint, even after cross-linking, the film retains its vapor permeability property.

**APPLICATION:** Intended for the repair of new and old substrates with microcracks, as well as for the prevention of cracks on the external surfaces of new facades that are exposed to aggressive environmental conditions (high temperature oscillations, aggressive precipitation, aggressive smog in city centers, salt water). The paint can be applied to old mineral, acrylate, silicate and silicone finishing pasty plasters, it is also suitable for classic carbonized rough and fine lime, lime-cement and cement plasters. Due to inevitable UV cross-linking, the paint can only be used for exterior surfaces!



**CONSUMPTION:** 0,40 l/m<sup>2</sup> for two layers, depending on the absorbency and roughness of the substrate, determine the exact consumption by creating a test area on the surface.

**THINNER:** Clean water.

**SIZE:** 5 l / 15 l





## FASENA dark cool



TOP MIX

A dispersive high quality facade paint made of a combination of acrylic and silicone binder. This paint reflects the near infrared radiation of sunlight thanks to a special combination of NIR and UV stable pigments. The reflection of near-infrared radiation reduces the heating of the surface, which preserves the three-dimensional stability of the thermal insulation product (especially EPS insulation boards). It has excellent adhesive properties, is resistant to effects of weather, alkali, salt and industrial gases. It is water vapour permeable, water resistant and light resistant.

**APPLICATION:** Intended for the protection and decoration of the ETICS system. Furthermore, it is also applied to surfaces made of concrete, lime-cement mortar, fiber-cement boards and the like, as well as for the restoration of old surfaces.




**CONSUMPTION:** 0,25-0,33 l/m<sup>2</sup> for two layers, depending on the absorbency and roughness of the substrate, determine the exact consumption by creating a test area on the surface.

**THINNER:** Clean water.

**SIZE:** 15 l

**COLOUR RANGE:**



\*Shades are for information purposes only.





## BETONTON



Paint for concrete surfaces made of special acrylic polymer binders. It is stable on all types of lime and cement substrates and is resistant to weathering and depletion.

**APPLICATION:** It is used for protection and decoration of all types of vertical concrete and facade surfaces, sub-walls, stairs, asbestos-cement roof coverings and such. The substrate on which it is applied must be hard, dry, free of loose bonds and clean. The concrete must be at least four weeks old. It is not used for protection and decoration of walking surfaces.



**CONSUMPTION:** 0,20 l/m<sup>2</sup> for two layers.

**SIZE:** 0,75 l / 5 l / 15 l

**COLOUR RANGE:**



\*Shades are for information purposes only.

## KAMEN PROTECT



Silicone water-repellent coating for stone and brick. Does not create film and does not change the original appearance of the surface. Penetrates well into mineral surfaces, increases their water resistance, and thereby protects them from moisture, rain water and chemical corrosion caused by releasing salting due to rainwater infiltration through an untreated surface. Kamen protect does not affect the vapor permeability of the substrate.

**APPLICATION:** Suitable surfaces are all kinds of mineral plasters, mineral facade paint, brick facades, concrete surfaces, natural and artificial stone surfaces, fiber-cement slabs. Unsuitable surfaces are those that are very poorly absorbent mineral surfaces such as marble, granite, clinker and wood including plastics. May be used as additional waterproof coating on vertical facade surfaces. Avoid applying on large horizontal surfaces due to the possibility of water retention on the surface and the formation of ice in the winter.



**CONSUMPTION:** 0,15 - 0,50 l/m<sup>2</sup>, largely depending on the absorbency and roughness of the substrate, determine the exact consumption by creating a test area on the surface.

**SIZE:** 1 l / 4 l / 18 l

## FINAL anti-graffiti coating



FINAL anti-graffiti coating is a natural wax-based coating intended for protection of facades against spray paint and other types of staining. The coating enables fast and easy removal of spray paint and other types of staining because it creates a barrier that is unable to stick to the surface.

**APPLICATION:** It is applied using a painter's brush, short-bristle fur or textile paint roller or a spraying device (Airless, according to the manufacturer's instructions) without previous dilution. Apply to surfaces with higher absorbency in two layers, and e.g., until saturation "wet on wet". Do not apply the second layer if the previous one is dry. Applied to fresh, clean surfaces with no spray paint and other types of soiling. Final anti-graffiti coating acts as a barrier against the penetration of spray paints and it sets to them.



**CONSUMPTION:** 0,10 - 0,25 kg/m<sup>2</sup>, depending on the absorbency and roughness of the substrate.

**SIZE:** 5 kg





## VIII. PROTECTION OF INTERIOR WALLS



## BRAVO



TOP MIX

Economical paint for the protection of interior walls made of a copolymer of vinyl acetate and additives. It is resistant to dry abrasion, high whiteness and good coverage. It is used for decoration and protection of interior wall surfaces.

Applied on interior wall surfaces made of underlying lime-cement plasters, concrete, leveling compounds, fiber-cement boards, plywood boards, structured wallpaper as well as on surfaces with solid old coatings that need to be restored.



**CONSUMPTION:** 0,18 l/m<sup>2</sup> for two layers, depending on the absorbency and roughness of the substrate.

**THINNER:** Clean water.

**SIZE:** 2 l / 3 l / 5 l / 10 l / 15 l

## KEMOPOL



TOP MIX



Water-dilutable paint for interior walls based on polymer dispersion in water. It is intended for decoration and protection of interior wall surfaces. It is resistant to dry scrubbing, but not to washing.

**APPLICATION:** It is used on surfaces made of underlying lime-cement plasters, concrete, leveling compounds, fiber-cement and gypsum-cardboard boards, chipboard boards, structured wallpaper, as well as for surfaces with solid old coatings that need to be renewed.



**CONSUMPTION:** 0,18 l/m<sup>2</sup> for two layers, depending on the absorbency and roughness of the substrate.

**THINNER:** Clean water.

**SIZE:** 2 l / 3 l / 5 l / 10 l / 15 l





# KEMOPOL

## plus



Water-based paint with high coverage, intended for decoration and protection of interior walls. It is made of aqueous dispersion of polymers and additives. The paint is resistant to dry abrasion but not to wet scrubbing.


**APPLICATION:** Suitable for surfaces made of underlays of lime-cement mortars, concrete, leveling compounds, fiber-cement boards, plasterboard, plywood boards, structured wallpaper as well as for surfaces with solid old coatings that need to be restored.



**CONSUMPTION:** 0,18 l/m<sup>2</sup> for two layers, depending on the absorbency and roughness of the substrate.

**THINNER:** Clean water.

**SIZE:** 0,75 l / 2 l / 5 l / 10 l / 15 l





# KEMOPOL premium



Water-dilutable dispersive paint for interior walls, very high coverage. It creates a firm, durable and elastic film that is washable, and.e. resistant to wet rubbing, so that it is possible to wipe not overly accepted soiling with a cloth soaked in a solution of universal cleaning agents.

**APPLICATION:** Thanks to its resistance to washing, it is particularly suitable for areas exposed to high loads (corridors, staircases, hospitals). It is used on surfaces made of underlying lime-cement plasters, concrete, leveling compounds, fiber-cement and gypsum-cardboard boards, chipboard boards, structured wallpaper, as well as for surfaces with solid old coatings that need to be renewed.



**CONSUMPTION:** 0,18 l/m<sup>2</sup> for two layers, depending on the absorbency and roughness of the substrate.

**THINNER:** Clean water.

**SIZE:** 0,75 l / 2 l / 3 l / 5 l / 10 l / 15 l





## KEMOPOL protect



TOP MIX



Water-based interior wall paint with effective additional protection against the development of mold on the surface of the coating. Intended for decoration and protection of interior wall surfaces. It is resistant to dry abrasion, but not to wet scrubbing.

**APPLICATION:** It is applied on surfaces made of underlying lime-cement plasters, concrete, leveling compounds, fiber-cement boards, plywood boards, structured wallpaper as well as for surfaces with solid old coatings that need to be renewed. It is used to protect wall and ceiling surfaces in bathrooms, kitchens, laundries and other rooms where there is an increase in humidity and condensation of water vapor. Dry film is resistant to dry abrasion, but not to washing with water.



**CONSUMPTION:** 0,18 l/m<sup>2</sup> for two layers, depending on the absorbency and roughness of the substrate.

**THINNER:** Clean water.

**SIZE:** 2 l / 5 l / 15 l

## KEMOPOL premium protect



TOP MIX



High-quality dispersive paint for interior walls with effective additional protection against the development of mold on the surface of the coating, very high coverage. It creates a firm, durable and elastic film that is washable, and e. resistant to wet rubbing, so that it is possible to wipe not overly accepted soiling with a cloth soaked in a solution of universal cleaning agents.


**APPLICATION:** It is intended for the protection and decoration of all types of interior wall surfaces, and is especially recommended for areas where there is an increase in air humidity and water vapor condensation. Thanks to its resistance to washing, it is particularly suitable for areas exposed to heavy loads (corridors, staircases, hospitals, canteens, restaurant kitchens, saunas, walls around indoor pools, etc.). Kemopol Premium Protect is used only to prevent the formation of mold. If it is necessary to treat an already infected wall, it is necessary to apply Algenon or Algenon plus an agent for the rehabilitation of walls from fouling.



**CONSUMPTION:** 0,18 l/m<sup>2</sup> for two layers, depending on the absorbency and roughness of the substrate.

**THINNER:** Clean water.

**SIZE:** 5 l / 15 l





# LATEX STRONG



High-quality paint for interior walls, especially wear-resistant, which creates a strong and elastic film. Painted surfaces are washable and can be washed with universal household cleaners and disinfectants for surfaces in healthcare facilities.

**APPLICATION:** It is particularly suitable for the decorative protection of heavily loaded wall surfaces such as kindergartens, schools, hospitals, hotels, homes for the elderly and other public facilities. It is applied on interior wall surfaces made of underlying lime-cement plasters, leveling compounds, fiber-cement boards, plywood boards, structured wallpaper as well as on surfaces with solid old coatings that need to be restored. It is not suitable for use on clean lime substrates and non-absorbent substrates.



**CONSUMPTION:** 0,14 l/m<sup>2</sup> for two layers, depending on the absorbency and roughness of the substrate.

**THINNER:** Clean water.

**SIZE:** 2 l / 5 l / 15 l





## TOP STAR GLITTER



Transparent matte coating with glitter particles for interior wall surfaces, made on the basis of an aqueous dispersion of polymer binders. It is intended for protection and decoration of interior walls. The coating is used as a glamorous decorative finish and additional protection of wall surfaces against staining.

**APPLICATION:** It is used as top coat for wall surfaces in schools, kindergartens, galleries, business premises, hotels, etc. (most exposed areas to touching and rubbing).



**CONSUMPTION:** 0,10 l/m<sup>2</sup> for one layer, depending on the absorbency and roughness of the substrate, exact consumption can be determined by making a test field on the building.

**SIZE:** 0,85 l

## TOP GLOSS



Transparent dispersive glossy coating made of quality polymer binder and additives. It is characterized by exceptional resistance to washing. Intended for protection and decoration of interior walls. The coating is used when additional protection of the wall from major contamination is required.

**APPLICATION:** Suitable for wall surfaces in schools, hospitals, child care centres, or areas in contact with people. Colourless Top Gloss coating is generally used for painting walls in public institutions to a height of 1,5 metres. This enables easier cleaning of surfaces in such areas.



**CONSUMPTION:** 0,10 l/m<sup>2</sup> for two layers, depending on the absorbency and roughness of the substrate.

**THINNER:** Clean water.

**SIZE:** 0,85 l / 2 l / 5 l / 15 l

## TOP MAT



Transparent dispersive matt coating based on high-quality polymer binders and additives. It is intended for protection and decoration of interior walls and it is resistant to wet scrubbing. The coating is used when additional protection of the wall from major staining is required.

**APPLICATION:** Suitable for wall surfaces in schools, hospitals, child care centres, or areas in contact with people. Colourless Top MATTE coating is generally used for painting walls in public institutions to a height of 1.5 metres. This enables easier cleaning of surfaces in such areas.



**CONSUMPTION:** 0,15 l/m<sup>2</sup> for two layers, depending on the absorbency and roughness of the substrate.

**THINNER:** Clean water.

**SIZE:** 0,85 l / 2 l / 5 l / 15 l





# TOP PREMIUM



High-quality interior wall dispersion paint, with exceptionally high opacity. Produces a firm, lasting and elastic washable coating. It is intended for the decoration and protection of interior wall surfaces, as well as for quickly renewing painting of wall and ceiling surfaces. Easy to apply, in some cases one layer of paint is enough due to the high coverage.

**APPLICATION:** Applied on surfaces made of lime-cement mortars, concrete, leveling compounds, fiber-cement boards, plywood boards, structured wallpaper as well as for surfaces with solid old coatings that need to be renewed.



**CONSUMPTION:** 0,13 l/m<sup>2</sup> for one layer, depending on the absorbency and roughness of the substrate.

**THINNER:** Not needed.

**SIZE:** 2,5 l



\*Shades are for information purposes only.





## BRAVO KREATIV



High-quality interior wall paint based on polymer water dispersion, resistant to wear with a firm and elastic coating. After drying it is suitable for writing with chalk. Painted surfaces are particularly resistant to depletion and can be washed with a soft, damp cloth. It can be combined in a system with Bravo Magnetic, which achieves the magnetic properties and washability of the final dry film.

**APPLICATION:** Allows you to turn wall and wooden surfaces into chalk writing board.



**CONSUMPTION:** 500 ml for 4 m<sup>2</sup> for two layers, depending on the absorbency and roughness of the substrate.

**SIZE:** 0,50 l

## BRAVO MAGNETIC



High-quality paint, used as a base paint with magnetic properties that can be repainted with washable paints or chalk paint if you want to write with chalk on surface. Allows magnets to adhere to wall and wooden surfaces. Not recommended for repainting school boards.

**APPLICATION:** The paint is intended for the wall and wooden surfaces decoration in residential and commercial buildings (children's rooms, schools, kindergartens, shops, restaurants, conference halls ...) and other facilities.



**CONSUMPTION:** 500 ml for 2 m<sup>2</sup> for three layers, depending on the absorbency and roughness of the substrate.

**SIZE:** 0,50 l





# BRAVO INSPIRE SANDE



TOP MIX

High quality decorative topcoat for interior walls based on polymer resin and special effect pigments formulated to achieve decorative effects. It has excellent adhesion, hardness, resistance, good water vapour permeability and water repellence.

**APPLICATION:** Used for decorative protection of smooth interior wall surfaces for the purpose of raising aesthetics in public and private buildings, hotels, apartments, surgeries, cafes, etc. A unique final look with different gloss surfaces is achieved by a relatively simple technique and controlled application.



**CONSUMPTION:** 0,10-0,12 l/m<sup>2</sup> for one layer, depending on the absorbency and roughness of the substrate.

**SIZE:** 1 l

## COLOUR RANGE:

|         |         |         |         |         |
|---------|---------|---------|---------|---------|
| <br>S22 | <br>S01 | <br>S20 | <br>S02 | <br>S06 |
| <br>S05 | <br>S25 | <br>S26 | <br>S23 | <br>S07 |
| <br>S08 | <br>S19 | <br>S17 | <br>S04 | <br>S18 |
| <br>S21 | <br>S03 | <br>S12 | <br>S11 | <br>S09 |
| <br>S13 | <br>S24 | <br>S10 | <br>S40 | <br>S16 |
| <br>S15 | <br>S14 | <br>S39 | <br>S38 | <br>S35 |
| <br>S27 | <br>S34 | <br>S28 | <br>S31 | <br>S33 |
| <br>S36 | <br>S29 | <br>S30 | <br>S32 | <br>S37 |

\*Shades are for information purposes only.



# BRAVO INSPIRE VELOUR



High quality decorative topcoat for interior walls based on polymer resin and special effect pigments formulated to achieve decorative effects. It has excellent adhesion, hardness, resistance, good water vapour permeability and water repellence.

**APPLICATION:** Used for decorative protection of smooth interior wall surfaces for the purpose of raising aesthetics in public and private buildings, hotels, apartments, surgeries, cafes, etc. A unique final look with different gloss surfaces is achieved by a relatively simple technique and controlled application. The final look shimmers like velvet.



**CONSUMPTION:** 0,10-0,12 l/m<sup>2</sup> for one layer, depending on the absorbency and roughness of the substrate.

**SIZE:** 1 l

## COLOUR RANGE:



\*Shades are for information purposes only.



# BRAVO INSPIRE ELITE



High quality decorative topcoat for interior walls based on polymer resin and special effect pigments formulated to achieve decorative effects. It has excellent adhesion, hardness, resistance, good water vapour permeability and water repellence.

**APPLICATION:** Used for decorative protection of smooth interior wall surfaces for the purpose of raising aesthetics in public and private buildings, hotels, apartments, surgeries, cafes, etc. A unique final look with different gloss surfaces is achieved by a relatively simple technique and controlled application. The final look shimmers like velvet.



**CONSUMPTION:** 0,16 - 0,25 l/m² for two layers, depending on the absorbency and roughness of the substrate.

**SIZE:** 1 l

## COLOUR RANGE:

|        |      |      |      |      |
|--------|------|------|------|------|
| BIANCO | EL13 | EL21 | EL20 | EL08 |
| EL17   | EL02 | EL19 | EL18 | EL22 |
| EL06   | EL01 | EL23 | EL25 | EL07 |
| EL26   | EL11 | EL05 | EL12 | EL37 |
| EL31   | EL34 | EL33 | EL28 | EL36 |
| EL27   | EL29 | EL35 | EL30 | EL32 |
| EL14   | EL39 | EL15 | EL38 | EL09 |
| EL04   | EL10 | EL03 | EL24 | EL16 |

\*Shades are for information purposes only.



## KEMOTON PLUS



KEMOTON PLUS pigment preparation is a water preparation based on quality pigments.

**CONSUMPTION:** Max. 100 ml / 5 l KEMOPOL.

**SIZE:** 0,10 l

## KEMOTON STRONG




KEMOTON STRONG pigment preparation is a concentrated water preparation based on quality pigments.

**CONSUMPTION:** 0,15 l/m<sup>2</sup> for two layers, depending on the absorbency and roughness of the substrate.

**CONSUMPTION:** Max. 100 ml / 5 l KEMOPOL.

**SIZE:** 0,10 l

KEMOTON PLUS / KEMOTON STRONG  
COLOUR RANGE:



\*Shades are for information purposes only.

## PREMIUM GLET



Naturally white pasty dispersive compound for fine smoothing of interior wall and ceiling surfaces, intended for filling minor holes and cracks. Ready for use.

**APPLICATION:** It is suitable for use on construction surfaces such as: fine mineral plasters, fibre-cement and plaster-cardboard panels, chipboard panels, concrete (cured for at least one month), and un-rendered porous concrete walls.

**CONSUMPTION:** 0,5-0,75 kg/m<sup>2</sup> per 1 mm of layer thickness (depending on the flatness of the surface).

**THINNER:** Ready to use for manual application (not diluted!), and for machine application it is diluted with a maximum of 3% water.

**SIZE:** 1 kg / 3 kg / 8 kg / 25 kg



## IX. TOP MIX SYSTEM



 CHROMOS  
**SVJETLOST®**



# TOP MIX tinting system

When equipping premises, colours have an important role, they create the first impression of the premises. Paints allow us to easily fix forms and deficiencies in an area, while achieving a sense of freshness or warmth, ease or heaviness.

The search for the right shade of the paint you want in your premises becomes a difficult search and experimentation, often with questionable results. The machine for the TOP MIX system can solve this problem in a moment.



## THE CHROMOS SVJETLOST COLOUR CHART CONSISTS OF:

- A10- L54 → colours for facades and internal walls
- S900-S999 → colours for interior walls
- BT01-BT10 → BETONTON paint for concrete 0.75
- 01-22 → FINALPLAST decorative plaster with standard shades





# Modern Home




urban



zen



casual



glamorous



# Lovely Home




charm



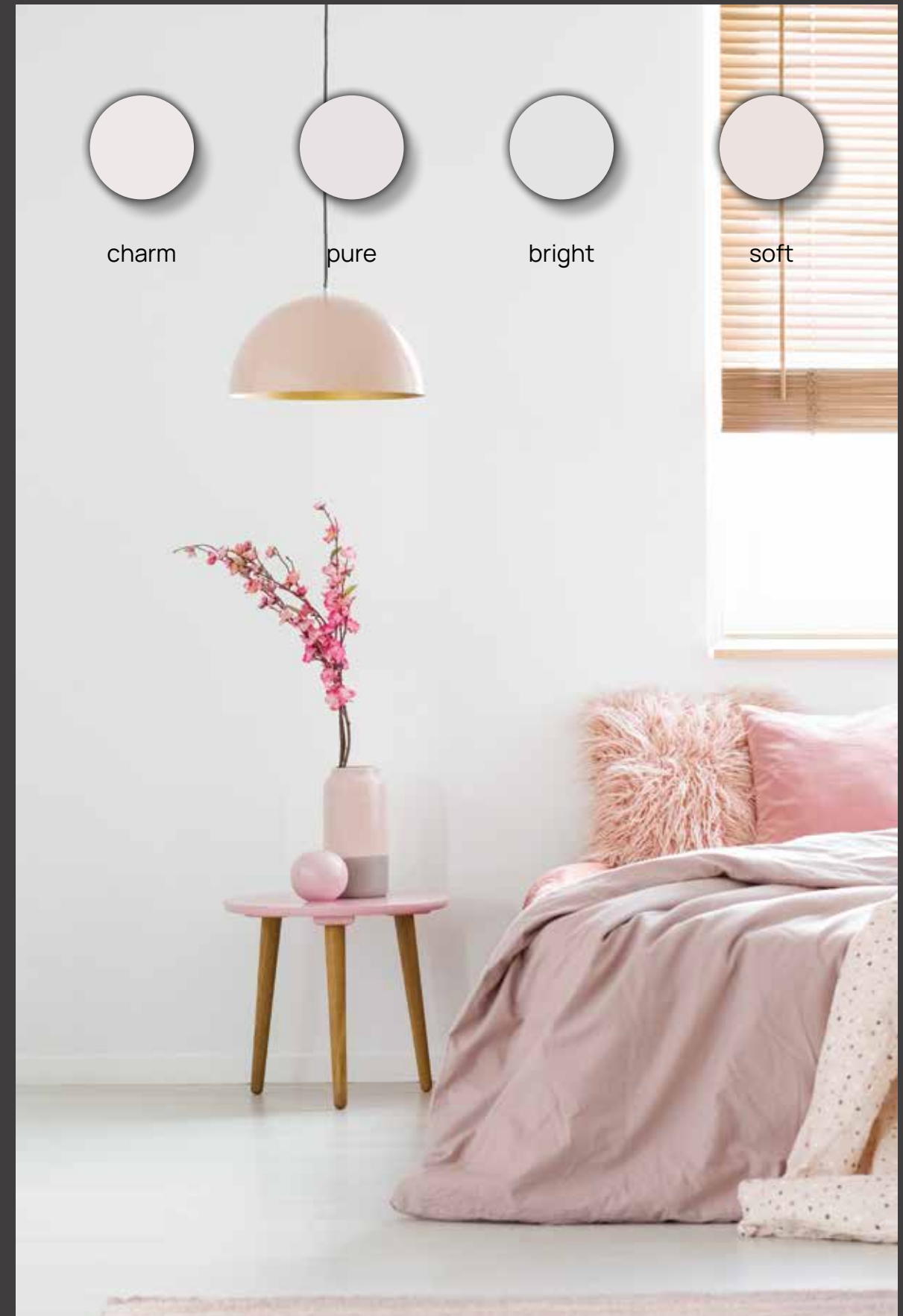
pure



bright

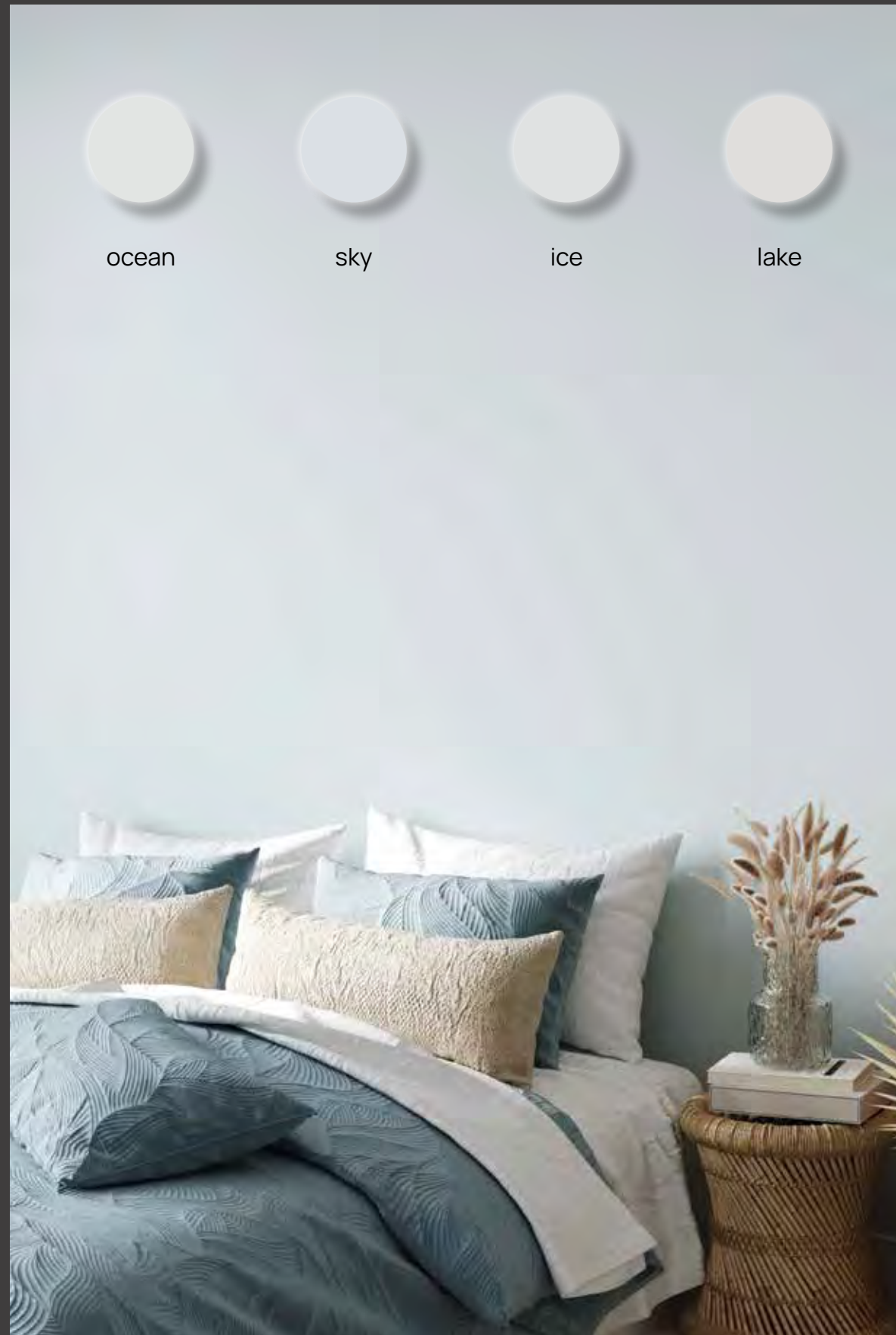


soft

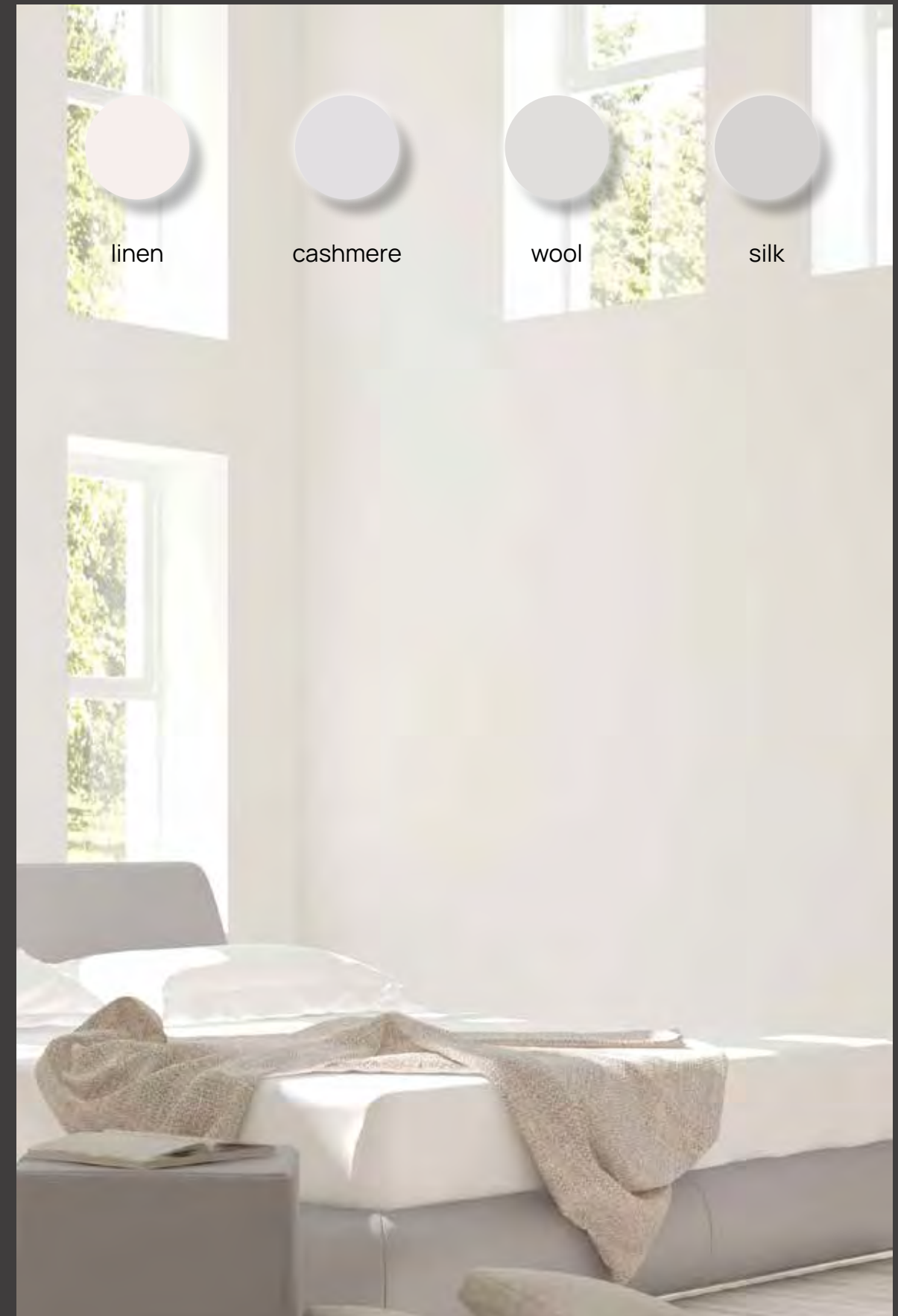




# Nature Home



# Cozy Home





# X. REFERENCIE
























**CHROMOS-SVJETLOST UK Ltd.**

**124-128 City Road  
London, England**

**[www.chromos-svjetlost.uk](http://www.chromos-svjetlost.uk)**